



Annual Report 2019

Division of Youth Services, LFUCG

This report includes Day Treatment program, Juvenile Probation, Youth Development Program, Gainesway Community Center program and CASA (Court Appointed Special Advocates).

Stephanie Hong
8/18/2019



From the director.....

Not long ago, I was bragging about our division having very low staff turn-over during the past year or two. I guess I jinxed it ! All of a sudden, changes, changes and more changes! DYS has experienced the most change within the last fiscal year. Some changes were planned, such as the retirement of Day Treatment Center Clinical Manger, Lisa Berman; others are not expected; such as Paula Campbell and Theo Hersey, leaving the division for better career opportunities professionally and/or personally. We wish them the best and welcome the new staff, who will be joining our dynamic team very soon.

In addition to the personnel changes, relocation of our Youth Development Center (YDC) offices have experienced the most changes known to our department. During the last 10 years, (YDC) have moved from Cisco Road to the Family Care Center/Coleman House building; to the Versailles Road location; to the Phoenix building and now, since September 2016, they have made their latest move to the Black and Williams Center on Georgetown Street. This unexpected move turned out to be a very satisfying one for all staff and the community. We believe by moving closer into our community, we are bringing our services closer to the citizens. The focus of the Youth Development Center is on case management of teens and parenting support/skill building for their caregivers.

John F. Kennedy once said, *“The one unchangeable certainty is that nothing is certain or unchangeable”*, therefore, we will need to embrace the changes with delight. Mahatma Gandhi said, *“Be the change that you wish to see in the world”*. In our line of work (with youth and family), we strive to be the positive change in their lives. In summary with a quotation from Maya Angelou, *“We delight in the beauty of the butterfly; but rarely admit the changes it has gone through to achieve that beauty”*.

When our department went through the process to receive Council on Accreditation’s re-accreditation in Sept. 2017, we reviewed and updated our Mission, Vision and developed Core Values. One theme stays consistent through our conversations with internal and external stakeholders is that our services are like hidden treasure in the city; therefore, one of our strategic plan’s goals is to enhance our public information plan so that more people who need assistance will know where and who to contact for services. As a division, we are going through changes that might be challenging for some people; nonetheless, we are optimistic that timely changes will bring positive outcomes that will make our community a better and safer place for all youth and their families.

Thank you!

Stephanie Hong

Lexington Fayette Urban County Government

Division of Youth Services Brief History

- 1833 Lexington Orphans Society was established.
- 1928 State Law passed (KRS 200.140) authorized counties to establish Children's Bureau; two were established: Jefferson County and Fayette County.
- 1929 Borst-Saunders Survey conducted, among the recommendations were for Fayette Co. Children's Bureau to administer all services to children in city and county, including assistance of social investigation to the Juvenile Courts and the schools. Budget recommendation was for \$15,000 for a full beginning program.
- March to December 1931, 225 children were accepted for services.
- Through 1930s, Junior League established a baby home at Duncan Park; later the home was turned over to the city.
- 1948 Fayette County Fiscal Court bought 12 acres of land on Cisco Road, cottages to house babies and children were built in 1950s.
- January of 1960, the first African American Social Worker hired was Grace Coleman.
- 1961 Kincaid Home (donated by Garvice D. Kincaid), a juvenile detention facility opened on Cisco Road.
- Agency began to expand services to children living at home (protective services).
- 1966 Administrative of Juvenile Court Services was delegated to Children's Bureau. Child Welfare of America recommended two divisions-Child Welfare & Juvenile Court.
- 1971 **Juvenile Court** and Children's Bureau services separated.
- 1971 Aug. Children's Bureau was awarded a federal grant (\$30,000) to operate a **Day Treatment Center** and Drug Rehabilitation Center for Juveniles in trouble. The City Government appropriated \$4,000 as local match for the federal grant.
- 1973 The Fayette County Fiscal Court combined resources with the Lexington Chartable Fund and built the Day Treatment Annex.
- 1974 The Charter of the newly formed merged government created a Department of Social Services, charged with administrating and coordinating broad social service programming for the entire merged community. The Day Treatment Center became part of Children's Services, which later became the Division of Youth Services.

- 1978 Council on Accreditation (COA) of services for children and families Inc. was established. Division of Children's Services receives full accreditation.
- 1986 **CASA** (Court Appointed Special Advocates) program was implemented.
- 1991 Intensive **Juvenile Probation** project was implemented with \$70,000 from Cabinet for Children Resources (CHR).
- 1991 Departmental re-organization, Division of Children's Services and Juvenile Court Services merged to form the Division of Youth Services. The Division of Family Services is created as a division of the Department, the Office of Development and Support Services is placed within the Social Services Commissioner's Office and the Division of Adult Services is re-organized.
- June 2005, Coleman House closed as an emergency shelter for abused and neglected kids. October 2005 Dedication of the new **Lexington Day Treatment Center** building located on 1177 Red Mile Place, in 2017 the street name changed to Harry Sykes Way in recognition of the first Africa American Commissioner and City Council member.
- 2006 The Coleman House Project was created as a community partnership for substance abuse treatment and mental health services for adolescents and their families.
- 2009 The Coleman House Project staff was trained to do GAIN (Global Appraisal of Individual Needs) substance abuse assessment.
- 2012-2016 Received the Federal Workforce Investment Grant to operate the "Path to Success" program which is to assist youth, who have dropped out of school, to obtain G.E.D. and gain job skills training.
- July 2015 Senate Bill 200 changed the way juvenile cases are handled, especially status offense cases.
- 2015 The Coleman House Project changed the name to "360 Change", an input from youth who had benefited from the program and did a 360 degree changes.
- 2018 The Day Treatment Center was renamed as Audrey Grevious Center in memory of a teacher, principal, leader of the civil rights movement and member of the civil rights Hall of Fame.

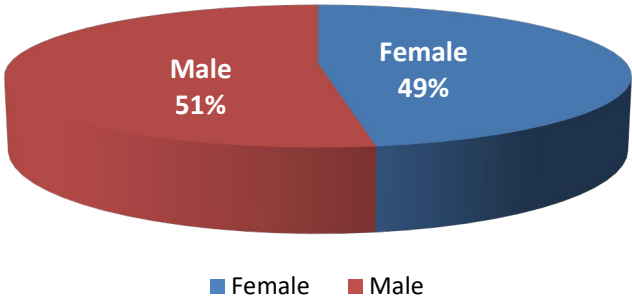
LFUCG Division of Youth Services
Annual Report: July 2018 - June 2019

Total number of clients received intensive Services: **1261**

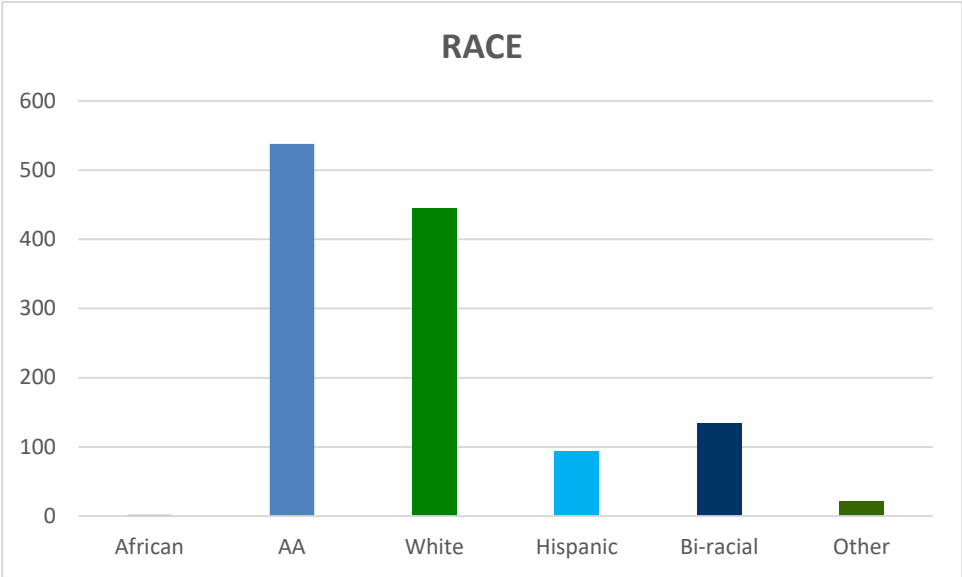
Gender:		Race:	African:	2	(2%)
Female:	641	(51%)	AA:	538	(43%)
Male:	620	(49%)	White:	445	(35%)
			Hispanic:	93	(7%)
			Bi-racial:	134	(11%)
			Other:	22	(2%)

There are additional **483** youth not included in the above total. Among them, **177 youth** on Home Detention; **113** pre-adjudicated youth on curfew check and **193** (Suspension Alternative Program (S.A.P) youth were monitored/supervised through Juvenile Probation & Court Services.

GENDER



RACE



Lexington Day Treatment Program
Annual Report: June 2018 - May 2019

Total Number of Clients Served: 92

Gender:

Female: 23 (25%)

Male: 69 (75%)

Race:

AA - 45 (49%)

White - 28 (30%)

Hispanic - 12 (13%)

Multi-Racial - 7 (8%)



Referral Sources:

DYS Probation court-ordered - 33 (36%)

DJJ Probation court-ordered - 13 (14%)

DJJ Committed - 3 (3%)

DCBS court-ordered - 9 (8%)

DCBS committed - 3 (3%)

DYS social work court-order (status offenses) - 5 (5%)

Family Court (status) - court-order, no other agency involved - 2 (2%)

Voluntary - 16 (17%);

F.A.I.R. team - 8 (9%)

Outcomes:

High School Graduates - 10 (11%)

Program graduates and return to home school - 8 (9%)

Still Enrolled - 15 (16%)

Placement in Mental Health or residential facility - 8 (9%)

Exited and return to home school - 29 (32%)

Transferred to specialized program - 3 (3%)

Detention Center - 7 (8%)

High School dropout at age 18 - 4 (4%)

Enrolled in night school - 2 (2%)

Runaway - 6 (6%)

Behavior progress - 48 (52%) of students successfully make it to PROGRESS Phase

Academic progress - 50 (54 %) of students either graduated from high school or progressed to the next grade level

Overall attendance for the school year 74.4%

Juvenile Probation & Court Services

1.) Probation Monitoring

In 2018 – 2019, a total of **127** youth were under Juvenile Probation supervision, among them, **79** youth were terminated; 60 (76%) of these youth were released successfully from probation.

- 21 (16.5%) Male/White,
- 62 (49%) Male/African Americans,
- 14 (11%) Male/Hispanics,
- 5 (4%) Male/Other,
- 12 (9%) Female/White,
- 9 (7%) Female/African American,
- 1 (1%) Female/Hispanic,
- 3 (2.5%) Female/Other



2.) Drug Screening

A total of **1,647** drug screenings were conducted during this period, 1571 (95%) of the drug screens were negative. 78 (5%) were positive for illegal substances, among them 62 (3%) were positive for marijuana, two (2) were positive for cocaine, six (6) were positive for methamphetamine and seven (7) were positive for Benzodiazepine.

3.) Home Visit / Curfew Check

A total of **255 hours** of curfew calls and 96 hours of home visits were conducted through this time frame, this includes Juvenile Surveillance Program (JSP) 24 visits to 300 youth at home during evening hours. This JSP program is conducted by the Juvenile Surveillance Probation Officer and a police officer, thereby, discouraging probated youth from curfew violations as well as committing further criminal offenses.

4.) Dispositional Report

Probation officers completed **81 new** Dispositional Reports and **24** Dispositional Reports on probated youth, a total of **105** dispositional reports.

5.) Home Detention and GPS Ankle Monitor

A total of **92** youth were on **Home Detention** during this time period, of these 81 were terminated. 56 (69%) were terminated successfully; 25 (31%) were unsuccessful.

A total of **91** youth were placed on *the GPS ankle monitor* either as informal sanction or as a release from secure detention, 62 (68%) of them were successful. These two projects kept 268 youth out of the detention center which reduces financial cost.

6.) Suspension Alternative Program (SAP) and Community Services

A total of **149** youth were referred to the Suspension Alternative Program, 96 (65%) were male and 53 (35%) were female, these totaled for over 522 school days. This program provides probation youth and high risk youth an opportunity to continue their school work (while being suspended), and gives probated youth an alternative to avoid probation violation and possible time in detention.

Probated youth along with other youth referred to the Suspension Alternative Program, completed **90 community service hours** during this time frame at various locations around Fayette County.

8.) Recidivism

There were 21 (17%) probated youth that had 25 new adjudicated offenses for this fiscal year.

9.) Juvenile Probation Officers filed 42 Violation of probation charges in 2018-2019 fiscal year; 36 of these had Custody order issued and 6 were summons issued.

10.) Referral agencies

Fayette County Juvenile Probation has partnered with and/or made referrals to various programs throughout Fayette County and KY. Some of these are Bluegrass.org; The Ridge, The Methodist Home, Lexington Day Treatment, Appalachian Academy, Bluegrass Challenge Academy, The Lighthouse, Hillcrest Hall, Rivendell, Community Alternative Program (CAP), Our Lady of Peace, KVC and Stoner Creek for specialized services.

Youth Development Center

1). 2019 Summer Youth Job Training Program

650 youth applied for 300 available job opportunities

- Number of youth hired - 305 youth
- Number of worksites - 108 sites
- Number of weeks worked - 6 weeks

Females - 169 (55.5%)

Males - 136 (44.5%)

Black - 231 (76%)

White - 20 (6.5%)

African - 26 (8.5%)

Hispanic - 21 (6.7%)

Asian - 1 (0.3%)

Others - 6 (2%)



83% of employers were satisfied with the quality of work

76% of employers rated youth proficient in communication

87% of employers rated youth proficient on problem-solving/critical thinking skills

81% of employers rated youth in taking initiatives.

2). 360 Change (formerly Coleman House Project)

Total Number Clients served: 45

Gender: Males: 23 (51%) Females: 22 (49%)

Race

African American/Black: 11 (25%) Hispanic: 21 (47%)

Caucasian/White: 9 (20%) Bi-Racial 2 (4%) Asian 2 (4%)

Outcomes

Completed program successfully: 27 (75%)

3). Case Management Services:

Total number of Clients: 53 Case closed: 31;

Gender: Males: 35 (66%) Females: 18 (34%)

<u>Race</u>		<u>Outcomes</u>	
African American/Black:	23 (44%)	Successful closures:	10 (32%)
Caucasian/White:	15 (28%)	Transfer to CHFS, court ...etc.	20 (65%)
Hispanic:	10 (19%)	Unsuccessful	1 (3%)
Bi-Racial:	4 (7.5%)		
Asian:	1 (1.5%)		

Assessment conducted – 61 Court report written – 55

Drug screenings – 66; tested negative 22 (33%); positive 31 (47%); not produce 13 (20%)

4). Gainesway Community Center Program

Homework Huddle – 49, Teen Express Camp - 30

Spring Break camp – 24;

5) Family Nurturing groups

A total of 61 parents participated in this program, 61 AAPI assessments were conducted and three languages (English; Spanish and Naples) were for three different groups. Assessment scores showed all participants increased their score in many categories.

CASA (Court Appointed Special Advocates)

- 179 volunteers provided advocacy to 639 children for a total of 11,938 hours.
- 127 new cases with 280 children were accepted from the court.
- 275 children achieved permanency goal and cases were closed.

Child Demographics; total of 398

Age: 0-5: 207 (32.5%)
 6-11: 211 (33%)
 12-17: 194 (30.5%)
 18+: 27 (4%)

Gender: Male: 332 (52%)
 Female: 307 (48%)

Ethnicity:

African American:	157 (25%)	Caucasian:	340 (53%)
Hispanic/Latino:	14 (2%)	Bi-Racial:	121 (19%)
African:	3 (under 1%)	American Indian	1 (under 1%)
Asian:	3 (under 1%)		



CASA is a non-profit organization that is supported administratively by LFUCG Division of Youth Services. Last year CASA raised a total revenue of \$930,136 of which \$397,289 was grant funds, \$296,932 was individual contributions, \$234,636 was fundraised and \$1,279 came from other sources. Of these funds \$149,486 were building pledges, which are included in the individual contribution. Personnel expenditures were 68% of total revenue; building expenses were 21% of total revenue for a combined 89%.

DYS Staff Profile

Gender

- Females - 26 (66%)
- Males - 13 (34%)

Race

- Black - 17 (44%)
- Hispanic - 3 (7.5%)
- White - 18 (46%)
- Asian - 1 (2.5%)

Employment Status

- Full-time: 33 (85%)
- Part-time: 6 (15%)

DYS Budget

Total city operating budget was **\$2,838,110**
Additional grants from state and federal was \$328,417



In Dedication to our Commissioner Chris Ford and 39 DYS Staff

Mary Alcius

Angela Atchison

Richard Bello

Paul Canter

Clarice Combs

Sonya Combs

Matthew Crutcher

Peggy Floyd

Josh Evens

Brittany Gentry

Ed Hale

Stephanie Hong

Melynda Jamison

Kelly Justice

Anthony Meza

Morgan Meade

Tara Mills

Ozon Mitchel

Mattie Morton

Renaye Motts

Yolanda Pinilla

Brenda Ramsey

Kim Read

Eric Reid

LaYvonne Sensabaugh

Leigh Shotton

Pat Sidney

Kristi Strothers

Alycia Sullivan

Tera Sullivan

Tony Talbott

Linda Taylor

Robin Taylor

Eugene Thomas


India Thomason

Jack Walker

Angela Williams

Matt Williams

Gary Young





Annual Report 2019

Division of Youth Services, LFUCG