

## **CR-05 - Goals and Outcomes**

### **Progress the jurisdiction has made in carrying out its strategic plan and its action plan. 91.520(a)**

This could be an overview that includes major initiatives and highlights that were proposed and executed throughout the program year.

During the reporting period of July 1, 2023 through June 30, 2024, the local government used federal funding from the U.S. Department of Housing and Urban Development to address housing needs, public improvements, and social services needs of the low-income population of Lexington-Fayette County. Construction was completed on 4 new rental units and rehabilitation was completed on 11 rental units for low-income persons. Eight rental units were acquired for qualified populations to address housing instability and homelessness. Five owner-occupied existing housing units were rehabilitated and 30 households were assisted with financial assistance for emergency repairs. Three low-income first-time homebuyers were assisted in purchasing housing units. One nonprofit agency provided 4 extremely low-income households with tenant based rental assistance. Eight non-profit agencies provided housing and supportive services to 2,050 homeless persons and assisted 229 homeless persons into permanent housing during the program year. Outreach services were provided to 278 adults who are homeless or at risk of being homeless, of those served 73 moved into stable housing. An expansion to a drop-in center provided 756 persons with supportive services to basic needs to reduce the spread of COVID-19. Three non-profit organizations and the local government provided services to 1,288 youth in an effort to help them succeed in school and become productive adults. One non-profit organization provided 116 vision impaired persons with reading services. One non-profit organization provided 125 persons with HIV/AIDS or in hospice care with over 15,000 meals.

Construction was completed on public improvements at Highlawn Avenue from Bluegrass Avenue to end of street, Gutherie Alley from first turn to Highlawn Avenue, Bolser Avenue from Highlawn Avenue to Gracelawn Avenue, and on Bluegrass Avenue from Bryan Avenue to Highlawn Avenue. Construction began on public improvements at McCloy Alley from Locust Avenue to Bluegrass Avenue and on Locust Avenue from Bryan Avenue to Highlawn Avenue.

Construction was completed on improvements at Kirklevington Park.

### **Comparison of the proposed versus actual outcomes for each outcome measure submitted with the consolidated plan and explain, if applicable, why progress was not made toward meeting goals and objectives. 91.520(g)**

Categories, priority levels, funding sources and amounts, outcomes/objectives, goal outcome indicators, units of measure, targets, actual outcomes/outputs, and percentage completed for each of the grantee's program year goals.

Goal	Category	Source / Amount	Indicator	Unit of Measure	Expected - Strategic Plan	Actual - Strategic Plan	Percent Complete	Expected - Program Year	Actual - Program Year	Percent Complete
Development of Rental Housing	Affordable Housing Homeless Non-Homeless Special Needs	HOME: \$ / Grant Match: \$300000 / Homeless and Affordable Housing Funds: \$	Rental units constructed	Household Housing Unit	200	4	2.00%	4	4	100.00%
Development of Rental Housing	Affordable Housing Homeless Non-Homeless Special Needs	HOME: \$ / Grant Match: \$300000 / Homeless and Affordable Housing Funds: \$	Rental units rehabilitated	Household Housing Unit	200	11	5.50%	0	11	

Development of Rental Housing	Affordable Housing Homeless Non-Homeless Special Needs	HOME: \$ / Grant Match: \$300000 / Homeless and Affordable Housing Funds: \$	Homeowner Housing Added	Household Housing Unit	0	0	2	0	0.00%
Economic Development	Non-Housing Community Development	CDBG: \$ / HOME: \$440000	Rental units constructed	Household Housing Unit	0	0	2	0	0.00%
Economic Development	Non-Housing Community Development	CDBG: \$ / HOME: \$440000	Homeowner Housing Added	Household Housing Unit	0	0	2	0	0.00%
Economic Development	Non-Housing Community Development	CDBG: \$ / HOME: \$440000	Jobs created/retained	Jobs	10	0		0.00%	
Economic Development	Non-Housing Community Development	CDBG: \$ / HOME: \$440000	Businesses assisted	Businesses Assisted	1	0		0.00%	
Emergency Repair for Homeowners	Affordable Housing	CDBG: \$	Public Facility or Infrastructure Activities other than Low/Moderate Income Housing Benefit	Persons Assisted	0	0	3	0	0.00%
Emergency Repair for Homeowners	Affordable Housing	CDBG: \$	Rental units rehabilitated	Household Housing Unit	0	0	0	0	

Emergency Repair for Homeowners	Affordable Housing	CDBG: \$	Homeowner Housing Rehabilitated	Household Housing Unit	75	30	40.00%	17	30	176.47%
Fair Housing	Administration	CDBG: \$	Other	Other	1	1	100.00%	1	1	100.00%
Handicap Accessibility for Homeowners	Affordable Housing	CDBG: \$	Homeowner Housing Rehabilitated	Household Housing Unit	75	0	0.00%			
Homelessness Prevention	At-risk of homelessness	ESG: \$ / Grant Match: \$130745	Homelessness Prevention	Persons Assisted	220	306	139.09%	385	306	79.48%
Homeowner Housing Rehabilitation	Affordable Housing	CDBG: \$ / HOME: \$	Homeowner Housing Rehabilitated	Household Housing Unit	60	4	6.67%	25	5	20.00%
Homeownership	Affordable Housing	HOME: \$	Homeowner Housing Added	Household Housing Unit	35	3	8.57%	3	3	100.00%
Homeownership	Affordable Housing	HOME: \$	Direct Financial Assistance to Homebuyers	Households Assisted	60	0	0.00%	3	3	100.00%
Other Public Facilities	Non-Housing Community Development	CDBG: \$	Public Facility or Infrastructure Activities other than Low/Moderate Income Housing Benefit	Persons Assisted	500	3700	740.00%	0	3700	

Parks and Community Centers	Non-Housing Community Development	CDBG: \$	Public Facility or Infrastructure Activities other than Low/Moderate Income Housing Benefit	Persons Assisted	5000	0	0.00%	2000	2458	122.90%
Public Improvements	Non-Housing Community Development	CDBG: \$ / LFUCG Sewer User Funds: \$	Public Facility or Infrastructure Activities other than Low/Moderate Income Housing Benefit	Persons Assisted	3000	2458	81.93%	2000	2458	
Public Services - Non-Homeless Special Populations	Non-Homeless Special Needs	CDBG: \$ / HOME: \$94239	Public service activities other than Low/Moderate Income Housing Benefit	Persons Assisted	100	497	497.00%	250	134	53.60%
Public Services - Non-Homeless Special Populations	Non-Homeless Special Needs	CDBG: \$ / HOME: \$94239	Public service activities for Low/Moderate Income Housing Benefit	Households Assisted	0	0		466	116	24.89%
Public Services - Non-Homeless Special Populations	Non-Homeless Special Needs	CDBG: \$ / HOME: \$94239	Rental units constructed	Household Housing Unit	0	0		7	0	0.00%
Public Services - Non-Homeless Special Populations	Non-Homeless Special Needs	CDBG: \$ / HOME: \$94239	Homeowner Housing Added	Household Housing Unit	0	0		2	0	0.00%

Public Services-- Non-Homeless Special Populations	Non-Homeless Special Needs	CDBG: \$ / HOME: \$94239	Homeowner Housing Rehabilitated	Household Housing Unit	0	0	25	5	20.00%
Public Services-- Homeless Populations	Homeless	CDBG: \$ / ESG: \$ / Local Emergency Shelter: \$	Public service activities other than Low/Moderate Income Housing Benefit	Persons Assisted	100	0	10	0	0.00%
Public Services-- Homeless Populations	Homeless	CDBG: \$ / ESG: \$ / Local Emergency Shelter: \$	Overnight/Emergency Shelter/Transitional Housing Beds added	Beds	9740	0	385	274	71.17%
Public Services-- Financial Counseling and Education	Non-Housing Community Development	CDBG: \$	Public service activities other than Low/Moderate Income Housing Benefit	Persons Assisted	100	0	0.00%		
Public Services-- Youth Programs	Non-Housing Community Development	CDBG: \$	Public service activities other than Low/Moderate Income Housing Benefit	Persons Assisted	1500	1288	300	914	304.67%
Public Services-- Youth Programs	Non-Housing Community Development	CDBG: \$	Homeless Person Overnight Shelter	Persons Assisted	0	0	0	0	

Rapid Rehousing	Homeless	ESG: \$ / Grant Match: \$73908	Tenant-based rental assistance / Rapid Rehousing	Households Assisted	250	32	12.80%	10	32	320.00%
Tenant Based Rental Assistance	Affordable Housing Homeless Non-Homeless Special Needs	HOME: \$	Tenant-based rental assistance / Rapid Rehousing	Households Assisted	100	4	4.00%	0	4	

Table 1 - Accomplishments – Program Year & Strategic Plan to Date

**Assess how the jurisdiction’s use of funds, particularly CDBG, addresses the priorities and specific objectives identified in the plan, giving special attention to the highest priority activities identified.**

The CDBG funded owner-occupied housing rehabilitation program committed to complete 8 units and completed 3 units. Also 2 units that were started during the previous reporting period were completed by the program. A total of 5 units were completed this reporting period.

The emergency repair program which provides deferred loans up to \$8,500 to assist low-income homeowners for emergency repairs of electrical, plumbing, heating, air conditioning systems, and accessibility issues assisted 30 households.

New Beginnings Bluegrass, Inc. was awarded \$54,000 in CDBG funds for provision of a housing navigator to provide services to individuals with serious mental illnesses transitioning from institutional living situations to permanent housing. CDBG funds of over \$40,800 were spent during the program year to assist 30 people. Out of those 30 people, 4 were able to obtain permanent housing and 11 were assisted with prevention to maintain housing.

Arbor Youth Services, Inc. was awarded \$50,000 in CDBG funds to operate an Outreach Center for young adults, ages 18-24, that are homeless or at risk of homelessness. The center assisted 274 young adults this program year and over \$64,250 in CDBG funds were expended.

A \$1,242,903 construction contract for public improvements on Highlawn Ave. from Bluegrass Ave. to end of street, Gutherie Alley from first turn to Highlawn Ave., and Bolser Ave. from Highlawn Ave. to Gracelawn Ave. was executed in July 2021. In April 2022, the next phase of the

project was added to the contract which includes public improvements on Bluegrass Ave. from Bryan Ave. to Highlawn Ave. During the program year \$385,735 in CDBG funds were expended on construction of these phases; which includes replacement of curbs, gutters, sidewalks, street reconstruction, and storm sewer improvements. These phases were completed in December 2023.

A \$764,812 construction contract for public improvements for the next phase of the project which includes McCloy Alley from Locust Ave. to Bluegrass Ave. was executed in August 2023. In November 2023, the next phase of the project was added to the contract which includes public improvements on Locust Ave. from Bryan Ave. to Highlawn Ave. During the program year \$933,709 in CDBG funds were expended on construction of these phases; which includes replacement of curbs, gutters, sidewalks, street reconstruction, and storm sewer improvements. Over \$473,479 of local sewer funds were leveraged this program year for the current phases of construction. The current phases under construction will be completed in December 2024. The next phase will be bid in the fall of 2024. This phase will include Rosemary Ave. from North Limestone to Loneta Ave. and continue to the end of Loneta Ave. During the program year \$8,000 was spent in CDBG funds for design of the next phase.

Construction was completed on improvements at Kirklevington Park. Improvements were made to the lighting at the pickleball courts and the courts were resurfaced. Construction was started on improvements with the addition of a shade structure at the Isaac Murphy Park. Construction is expected to be completed by Dec. 2024.

A \$150,000 Application Fee Assistance Program Memorandum of Understanding was executed with LFUCG's Community and Resident Services to assist in lowering the barriers to accessing safe and affordable housing by providing Fayette County renters with financial assistance to pay rental application fees.

A \$3,000,000 Economic Development Initiative/Community Project Funding was previously awarded for the William Wells Brown Project. The project will result in the land acquisition and construction of a new Prep Academy. Once completed the 5 classrooms will serve between 60 to 100 children each year.



## CR-10 - Racial and Ethnic composition of families assisted

Describe the families assisted (including the racial and ethnic status of families assisted).

91.520(a)

	CDBG	HOME
White	1,588	13
Black or African American	1,384	17
Asian	35	0
American Indian or American Native	2	0
Native Hawaiian or Other Pacific Islander	2	0
<b>Total</b>	<b>3,011</b>	<b>30</b>
Hispanic	311	3
Not Hispanic	2,700	27

Describe the clients assisted (including the racial and/or ethnicity of clients assisted with ESG)

	HESG
American Indian, Alaska Native, or Indigenous	3
Asian or Asian American	0
Black, African American, or African	71
Hispanic/Latina/e/o	199
Middle Eastern or North African	0
Native Hawaiian or Pacific Islander	0
White	53
Multiracial	2
Client doesn't know	0
Client prefers not to answer	0
Data not collected	0
<b>Total</b>	<b>328</b>

Table 2 – Table of assistance to racial and ethnic populations by source of funds

### Narrative

For the HOME TBRA project, 50% of the households assisted are minority households. Over 77% of the households assisted with the local government's owner-occupied rehabilitation and the emergency repair program were minority households.

Affirmative marketing of the programs is stressed. For the CHDO HOME rental projects 80% of the unserved applicants were minorities. Of the 3 households assisted with the homebuyer programs this reporting period 66% were minorities. Over 90% of the applicants for the R.E.A.C.H., Inc. first-time homebuyer's program have been minority applicants. R.E.A.C.H., Inc. employs a bilingual employee that works with Hispanic clients. R.E.A.C.H., Inc. makes program information available to members of the local Hispanic community through group workshops and individual sessions.

The Division of Grants and Special Program's homeowner rehabilitation team attended the Housing Workshop for Homeowners and Renters at the Kenwick Community Center in March 2024 and the West End Community Resource Fair in June 2024 to promote the housing rehab and emergency repairs programs. Both of these events were targeted toward low income homeowners in predominately minority neighborhoods.

CDBG funds were expensed for outreach services for 255 young adults who are homeless or at risk of being homeless, 60% of those assisted were minorities.

CDBG funds were expensed for public service projects and included the following: the Police Activities League provided mentoring and sports and educational opportunities to 102 youth participants with 94% minority; Moveable Feast provided meals to HIV and hospice patients for 175 persons with 39% minority persons being assisted; Repairers Lexington provided 35 youth with academic enrichment opportunities, 100% were minority participants; Explorium of Lexington provided educational activities for 164 youth, 82% minority.

CDBG funds were expensed for case management and outreach to the Foundation for Affordable Housing where 367 persons were assisted, 54% being minority.

The three rental projects completed this program year housed 16 households, 33% were minority households.

## CR-15 - Resources and Investments 91.520(a)

### Identify the resources made available

Source of Funds	Source	Resources Made Available	Amount Expended During Program Year
CDBG	public - federal	2,465,499	2,746,610
HOME	public - federal	1,530,642	1,003,135
ESG	public - federal	204,653	200,039
Other	public - local	780,301	813,385

**Table 3 - Resources Made Available**

### Narrative

The cumulative summary for CDBG is :

Unexpended federal funds : \$4,175,013

FY23 Award: \$2,340,927

CARES Act funds balance: \$ 505,892

Section 108 Loan Income: \$724,042

Program Income received : \$124,572

Anticipated : \$175,000

Total Funds : \$7,858,048

Total Expended: \$2,746,610

The amount expended for CDBG matches the amount shown on the PR 26 report.

Leveraged local sewer funds: \$ 473,479

Total Expended CARES Act funds: \$2,265,648

Total Expended Section 108 payments: \$724,042

The cumulative summary for HOME is :

Unexpended federal funds : \$4,332,089

FY23 Award: \$1,449,360

Program Income received : \$ 81,282

Anticipated: \$100,000

HOME ARP balance: \$4,858,592

Total Funds available : \$ 10,721,323

Total funds expended including match, program income, and HOME Program funds and Entitlement funds: \$1,228,938. The local government expended \$225,804 as match.

Please note the total disbursed on the IDIS report equals HOME funds drawn from HUD by June 30, 2024 only. The HOME Program Income above does not include August 2023 IDIS transactions as these are for June 2023 and were included in last year's program year. The HOME Program Income above includes August 2024 IDIS transactions as these are for June 2024 and are included in the 2023 program year.

The government was awarded \$204,653 in Emergency Solutions Grant funds. Expenses include \$200,039 in federal funds, \$64,102 in match from local government, and \$135,937 as match from subrecipients. The government was also previously awarded \$3,937,476 in CARES Act funds and spent \$3,267,077, of which \$557,577 was spent this program year.

The local government committed and expended \$360,000 in non-federal funds and \$300,000 in the U.S. Treasury's State and Local Fiscal Recovery Funds to assist 679 households with emergency financial assistance for rent, mortgage payments, and utilities during the program year. The local government also expended \$4,024,918 in Affordable Housing Trust Funds.

**Identify the geographic distribution and location of investments**

Target Area	Planned Percentage of Allocation	Actual Percentage of Allocation	Narrative Description
Lexington-Fayette County	70	100	Countywide

**Table 4 – Identify the geographic distribution and location of investments**

**Narrative**

The bulk of the local government's CDBG funding has been spent for public improvements in the Meadows/Northland/Arlington area located in Census Tracts 14 and 15. Historically this low-income neighborhood has had drainage problems. Work began on this project in 1998 and is being completed in phases due to the overall cost of the improvements.

A \$1,242,903 construction contract for public improvements on Highlawn Ave. from Bluegrass Avenue

to end of street, Gutherie Alley from first turn to Highlawn Ave., and Bolser Avenue from Highlawn Avenue to Gracelawn Avenue was executed in July 2021. In April 2022, the next phase of the project was added to the contract which includes public improvements on Bluegrass Ave. from Bryan Ave. to Highlawn Ave. During the program year \$385,735 in CDBG funds were expensed on construction of these phases; which includes replacement of curbs, gutters, sidewalks, street reconstruction, and storm sewer improvements. These phases were completed in December 2023.

A \$764,812 construction contract for public improvements for the next phase of the project which includes McCloy Alley from Locust Ave. to Bluegrass Ave. was executed in August 2023. In November 2023, the next phase of the project was added to the contract which includes public improvements on Locust Avenue from Bryan Avenue to Highlawn Ave. During the program year \$933,709 in CDBG funds were expensed on construction of these phases; which includes replacement of curbs, gutters, sidewalks, street reconstruction, and storm sewer improvements. Over \$473,479 of local sewer funds were leveraged this program year for the current phases of construction. The current phases under construction will be completed In December 2024. The next phase will be bid in the fall of 2024. This phase will include Rosemary Avenue from North Limestone to Loneta Ave. and continue to the end of Loneta Ave. During the program year \$8,000 was spent in CDBG funds for design of the next phase.

Construction was completed on improvements at Kirklevington Park. Construction started at the Issac Murphy Park.

The local government's owner-occupied rehabilitation and owner-occupied housing emergency repair programs that alleviate substandard conditions to improve housing quality for low-income households is community wide. Five households were assisted with the rehabilitation program to make improvements in their homes and thirty households were assisted with the emergency repair program.

The first-time homebuyer program assists eligible households to purchase homes community wide. This program year 3 households were assisted to become first-time homebuyers.

CDBG funds were spent to maintain fair housing compliance. During the program year 23 housing complaints were conducted and resolved with 8 settlements.

The contracts for all of the public service projects have been awarded and include the following: Police Activities League, \$25,000; New Beginnings, Bluegrass, Inc., \$54,000, operation of a housing navigation supportive services program for low-income persons with serious mental illnesses who are transitioning to permanent housing; Radio Eye, Inc., \$30,000, a program that provides access to information for persons with disabilities; Moveable Feast of Lexington, Inc., \$30,000, for services to provide meals and medicines to individuals affected by HIV/AIDS and hospice care patients; Repairers of the Breach, Inc., \$20,000, for the operation of an educational after-school program for youth; and Arbor Youth Services, Inc., \$50,000, operation of an outreach center to support youth who are homeless or at risk of homelessness.

Funds for services are not based upon geographic locations, but based upon income eligibility of population being served.

## Leveraging

**Explain how federal funds leveraged additional resources (private, state and local funds), including a description of how matching requirements were satisfied, as well as how any publicly owned land or property located within the jurisdiction that were used to address the needs identified in the plan.**

The Lexington-Fayette Urban County Government provided local dollars in the amount of \$225,804 as match for the HOME Program during the reporting period. The matching requirements for the Emergency Solutions Grant Program were met with local dollars of \$64,102 and \$135,937 from the operating budgets of the sub-recipients. In addition, the local government committed and expended \$360,000 in non-federal funds to assist 447 households with emergency financial assistance for mortgage payment, rent, and utilities during the program year. The government expended \$300,000 in U.S. Treasury ARPA funds to assist 232 households with emergency financial assistance. The local government expended \$4,024,918 in Affordable Housing Trust Funds.

Main Street Baptist Church Manor leveraged \$500,000 in HOME funds with \$1,757,350 in U.S. Treasury ARPA funds from the local government's Office of Affordable Housing.

Polo Club Park Apartments, LLLP, leveraged \$453,409 in HOME funds with \$3,294,391 in Low-Income Housing Tax Credit equity and \$676,591 from the local government's Office of Affordable Housing to construct 24 new rental units for low-income senior households. This project also received a \$50,000 donation from Clay Ingles, Co. LLC.

The publicly owned property that was used to address the needs identified in the plan was park land for use as public facilities.

<b>Fiscal Year Summary – HOME Match</b>	
1. Excess match from prior Federal fiscal year	28,181
2. Match contributed during current Federal fiscal year	284,002
3. Total match available for current Federal fiscal year (Line 1 plus Line 2)	312,183
4. Match liability for current Federal fiscal year	310,678
5. Excess match carried over to next Federal fiscal year (Line 3 minus Line 4)	1,505

**Table 5 – Fiscal Year Summary - HOME Match Report**





Match Contribution for the Federal Fiscal Year									
Project No. or Other ID	Date of Contribution	Cash (non-Federal sources)	Foregone Taxes, Fees, Charges	Appraised Land/Real Property	Required Infrastructure	Site Preparation, Construction Materials, Donated labor	Bond Financing	Total Match	
3270	03/21/2023	16,645	0	0	0	0	0	0	0
3402	03/01/2023	2,180	0	0	0	0	0	0	0
3410	03/21/2023	64,993	0	0	0	0	0	0	0
3417	01/27/2023	200,000	0	0	0	0	0	0	0
3445	06/22/2023	184	0	0	0	0	0	0	0

Table 6 – Match Contribution for the Federal Fiscal Year

**HOME MIBE/WBE report**

Program Income – Enter the program amounts for the reporting period			
Balance on hand at beginning of reporting period \$	Amount received during reporting period \$	Total amount expended during reporting period \$	Amount expended for TBRA \$
0	81,283	81,283	0
			Balance on hand at end of reporting period \$
			0

Table 7 – Program Income

<b>Minority Business Enterprises and Women Business Enterprises – Indicate the number and dollar value of contracts for HOME projects completed during the reporting period</b>						
	<b>Total</b>	<b>Minority Business Enterprises</b>				<b>White Non-Hispanic</b>
		<b>Alaskan Native or American Indian</b>	<b>Asian or Pacific Islander</b>	<b>Black Non-Hispanic</b>	<b>Hispanic</b>	
<b>Contracts</b>						
Dollar Amount	116,868	0	0	0	0	116,868
Number	2	0	0	0	0	2
<b>Sub-Contracts</b>						
Number	40	0	0	1	1	38
Dollar Amount	5,068,569	0	0	21,605	12,945	5,034,019
	<b>Total</b>	<b>Women Business Enterprises</b>	<b>Male</b>			
<b>Contracts</b>						
Dollar Amount	116,868	0	116,868			
Number	2	0	2			
<b>Sub-Contracts</b>						
Number	40	1	39			
Dollar Amount	5,068,569	43,196	5,025,373			

**Table 8 - Minority Business and Women Business Enterprises**

<b>Minority Owners of Rental Property – Indicate the number of HOME assisted rental property owners and the total amount of HOME funds in these rental properties assisted</b>						
	<b>Total</b>	<b>Minority Property Owners</b>				<b>White Non-Hispanic</b>
		<b>Alaskan Native or American Indian</b>	<b>Asian or Pacific Islander</b>	<b>Black Non-Hispanic</b>	<b>Hispanic</b>	
Number	2	0	0	0	0	2
Dollar Amount	953,409	0	0	0	0	953,409

**Table 9 – Minority Owners of Rental Property**

<b>Relocation and Real Property Acquisition – Indicate the number of persons displaced, the cost of relocation payments, the number of parcels acquired, and the cost of acquisition</b>						
Parcels Acquired		3		1,185,822		
Businesses Displaced		0		0		
Nonprofit Organizations Displaced		0		0		
Households Temporarily Relocated, not Displaced		0		0		
Households Displaced	Total	Minority Property Enterprises				White Non-Hispanic
		Alaskan Native or American Indian	Asian or Pacific Islander	Black Non-Hispanic	Hispanic	
Number	0	0	0	0	0	0
Cost	0	0	0	0	0	0

**Table 10 – Relocation and Real Property Acquisition**

## CR-20 - Affordable Housing 91.520(b)

Evaluation of the jurisdiction's progress in providing affordable housing, including the number and types of families served, the number of extremely low-income, low-income, moderate-income, and middle-income persons served.

	One-Year Goal	Actual
Number of Homeless households to be provided affordable housing units	0	0
Number of Non-Homeless households to be provided affordable housing units	57	57
Number of Special-Needs households to be provided affordable housing units	0	0
<b>Total</b>	<b>57</b>	<b>57</b>

Table 11 – Number of Households

	One-Year Goal	Actual
Number of households supported through Rental Assistance	0	4
Number of households supported through The Production of New Units	4	7
Number of households supported through Rehab of Existing Units	51	46
Number of households supported through Acquisition of Existing Units	2	0
<b>Total</b>	<b>57</b>	<b>57</b>

Table 12 – Number of Households Supported

**Discuss the difference between goals and outcomes and problems encountered in meeting these goals.**

Rising housing prices made it hard to find affordable housing units to purchase. Although existing units were not purchased, new housing units were built and 3 households were assisted with our first-time homebuyers activity.

The goal for production of new rental units constructed was met as 4 units were anticipated and completed. It was anticipated that 25 units would be assisted with housing rehabilitation and 17 units

would be assisted with emergency repairs, but only 5 units were assisted with rehabilitation and 30 units were assisted with emergency repairs. Eleven rental units were rehabilitated for low income households. Four households were assisted with Tenant Based rental assistance.

**Discuss how these outcomes will impact future annual action plans.**

The local government will continue to offer the owner-occupied rehabilitation program that alleviates substandard conditions to improve housing quality for low-income households and the owner-occupied housing emergency repair program which provides deferred loans up to \$8,500 to assist eligible low-income homeowners for emergency repairs for electrical, plumbing, heating, and air conditioning systems. The local government will continue to offer Tenant Based Rental Assistance and HOME as gap financing for large rental projects.

**Include the number of extremely low-income, low-income, and moderate-income persons served by each activity where information on income by family size is required to determine the eligibility of the activity.**

Number of Households Served	CDBG Actual	HOME Actual
Extremely Low-income	37	17
Low-income	14	7
Moderate-income	15	1
<b>Total</b>	<b>66</b>	<b>25</b>

**Table 13 – Number of Households Served**

**Narrative Information**

The households above were assisted through first-time homebuyer programs, rental projects, tenant-based rental assistance, housing assistance programs for individuals with serious mental illness transitioning to permanent housing from institutional settings, the local government's sidewalk repair, owner occupied rehabilitation, and emergency repair programs.

New Beginnings Bluegrass, Inc. was awarded CDBG funds for provision of a housing navigator to provide services to individuals with serious mental illnesses transitioning from institutional living situations to permanent housing. CDBG funds were spent during the program year to assist 30 people, 16 of whom were homeless. Out of those 30 people, 4 were able to obtain permanent housing and 11 were assisted with prevention to maintain housing.

AIDS Volunteers Inc. was previously awarded \$33,500 and spent \$20,936 in HOME funds to operate a tenant-based rental assistance program for low-income households that have at least one HIV positive family member. AIDS Volunteers, Inc. has assisted 4 households with extremely low-income to move into decent and affordable rental housing.



## **CR-25 - Homeless and Other Special Needs 91.220(d, e); 91.320(d, e); 91.520(c)**

**Evaluate the jurisdiction's progress in meeting its specific objectives for reducing and ending homelessness through:**

### **Reaching out to homeless persons (especially unsheltered persons) and assessing their individual needs**

In 2024, Lexington completed both a sheltered and unsheltered count on the evening of the LexCount, the CoC's annual Point-in-Time Count. This year, 825 persons were found to be experiencing homelessness. This includes 706 persons residing in emergency shelter, 37 persons residing in transitional housing, and 82 persons found to be unsheltered. Lexington saw only a minor increase in overall homelessness, with an increase of 1.2% over 2023.

The CoC saw a decrease in single adults experiencing homelessness, falling 7% from the previous year. Minor decreases were also seen among those experiencing chronic homelessness and veterans. The largest increase was among unsheltered persons, rising from 38 persons in 2023 to 82 persons in 2024. This is consistent with reduced utilization rates seen for emergency shelter and transitional housing beds. Despite an increase of 6% in seasonal shelter beds available compared to 2023, the number of persons in emergency shelter decreased approximately 2%. As such, the CoC is focusing upon strategies to quickly move persons to permanent housing.

During the program year, the local government expensed \$1,380,142 through the Office of Homelessness Prevention and Intervention (OHPI) to prevent and ended homelessness.

Hope Center completed an initial year of a three-year term to deliver street outreach services to persons experiencing unsheltered homelessness; their program includes peer support specialists and peer mentors, a housing navigator, a SOAR specialist, and a clinician. This project is funded at \$300,000 annually.

The OHPI completed previously funded projects including a representative payee program and development of a learning management system to provide training for frontline service staff. The payee program has been transitioned to Community and Resident Services, a division within the City. Development of the onboarding curriculum was completed in HUD FY24 and launching in summer 2024.

The OHPI also provided one-time funding to New Life Day Center of \$75,554 for improvements to include: a shade structure, portable toilets and handwashing stations, and a water bottle filling station. Newly launched programs include an intensive-case management program operated by Independence Place providing housing-focused supports to individuals with disabilities (\$98,065) and a program operated by the Lexington Housing Authority to engage and recruit landlords for participation in rental assistance programs (\$300,000).

The OHPI also increased annual investments in emergency shelter to \$1,918,014. Shelter funding was received by GreenHouse17 (survivors of domestic violence), Community Action (families), Arbor Youth Services (0-17, 18-24), Bluegrass Care Navigators (medical respite), the Hope Center (men), the Salvation Army (women/families), and New Life Day Center.

In addition to annual funding for shelter, the local government expensed \$1,742,700 in temporary winter shelter resources. This included a large temporary shelter serving adult men and women as well as short-term hotel stays for families with minor children, the elderly, and individuals with disabilities.

All investments reflect priorities of the OHPI's five-year strategic, released in January 2021.

The Housing Stabilization Program, funded via the U.S. Treasury, continued to provide emergency assistance with rent and utilities to households impacted by the COVID-19 pandemic. During the program year, 899 households were served with \$4,686,817 in rental assistance. In anticipation of funding for direct assistance being exhausted, the program awarded \$1.1 million to two non-profit partners - Legal Aid of the Bluegrass and Kentucky Equal Justice Center to provide housing stability services.

### **Addressing the emergency shelter and transitional housing needs of homeless persons**

GreenHouse17 was awarded \$50,000 in Emergency Solutions Grant Funds to assist in the costs of operation of the shelter for homeless victims of domestic violence. During the program year 226 persons, including 93 children, were provided with safe emergency shelter and supportive services. Of the persons assisted, 107 were able to move into permanent housing.

Arbor Youth Services was awarded \$73,071 and spent \$40,153 in Emergency Solutions Grant Funds to assist in the costs of operation of an emergency shelter for youth. During the program year 70 youth were provided with safe emergency shelter and supportive services. Of the youth assisted, 55 were able to move into permanent housing.

Community Action Council was previously awarded Emergency Solutions Cares Act Grant Funds to assist in the costs of case management at an emergency shelter during the pandemic. This program year 127 homeless persons were provided with emergency shelter services and 8 were able to move into permanent housing.

**Helping low-income individuals and families avoid becoming homeless, especially extremely low-income individuals and families and those who are: likely to become homeless after being discharged from publicly funded institutions and systems of care (such as health care facilities, mental health facilities, foster care and other youth facilities, and corrections programs and institutions); and, receiving assistance from public or private agencies that address housing, health, social services, employment, education, or youth needs**

New Beginnings Bluegrass, Inc. was awarded \$54,000 in CDBG funds for operating a housing navigation



supportive services program for individuals with serious mental illnesses transitioning to permanent housing from institutional settings. \$40,800 in CDBG funds was spent during the program year to assist 30 people. Of those 30 people 4 were able to obtain permanent housing and 11 were assisted with maintaining permanent housing.

Arbor Youth Services was awarded \$50,000 in CDBG funds for the operation of a street outreach center to engage young adults, ages 18-24, that are homeless or at risk of homelessness. The program expensed \$64,251 to assist 274 young adults.

Foundation for Affordable Housing was awarded \$60,772 in CDBG for providing case management to 102 residents of the St. James Place Apartments. The case manager also worked in conjunction with the Central Christian Community Outreach. 367 persons were provided case management and 13 homeless persons were able to obtain permanent housing.

**Helping homeless persons (especially chronically homeless individuals and families, families with children, veterans and their families, and unaccompanied youth) make the transition to permanent housing and independent living, including shortening the period of time that individuals and families experience homelessness, facilitating access for homeless individuals and families to affordable housing units, and preventing individuals and families who were recently homeless from becoming homeless again**

Arbor Youth Services was awarded \$73,908 and expensed \$90,438 in Emergency Solutions Grant funds to employ youth advocates to conduct case management services for young adults, ages 18-24, who are homeless or at risk of homelessness. During the program year 32 homeless persons were assisted with rapid re-housing services.

New Beginnings Bluegrass, Inc. was previously awarded \$349,331 and expensed \$83,787 this program year in Emergency Solutions Cares Act Grant Funds to provide case management and rapid rehousing services during the pandemic for adults with serious mental illness who are homeless or at risk of homelessness.

Explorium of Lexington was previously awarded \$25,594 in CDBG funds to work with GreenHouse 17, Salvation Army, and Arbor Youth Services to provide STEM/STEAM educational activities for youth in shelters. The program expensed over \$11,680 to serve 164 youth, 149 youth increased their knowledge of science, technology, and mathematics.

The Lexington-Fayette Urban County Housing Authority remains committed to working with local government and community groups to address the needs of families in need of permanent housing. The Housing Authority offers rental assistance to the homeless population through its Housing Choice Voucher special partner vouchers. The Housing Authority receives an annual grant to provide

permanent housing for 30 participants that are disabled and homeless. The Housing Authority coordinates with the government's Office of Homelessness Prevention and Intervention for referrals from the Continuum of Care's Coordinated Entry List.

The Housing Authority currently provides 324 Veterans Affairs Supportive Vouchers and 32 Project Based Housing Choice Vouchers for the Veterans Affairs Supportive Housing Program for rental assistance for homeless veterans. Homeless veterans are referred to the public housing agencies for these vouchers based upon a variety of factors, most importantly the need for and the willingness to participate in case management and clinical services provided by the Department of Veterans Affairs at its medical centers and in the community. The policies of the Housing Choice Voucher program have been revised so that veterans with dishonorable discharges can now be accepted into the program. An additional 75 vouchers are provided for families that include an adult household member who is a veteran. In addition to veterans receiving a preference on the Housing Choice Voucher and public housing waiting list, the Housing Authority employs a housing navigator to assist veterans in securing permanent housing.

## **CR-30 - Public Housing 91.220(h); 91.320(j)**

### **Actions taken to address the needs of public housing**

The Lexington-Fayette Urban County Housing Authority is currently working towards building more affordable housing units to address the needs of public housing.

The city of Lexington's first HOME Investment Partnerships American Rescue Plan Program (HOME-ARP) development held a ribbon cutting in May 2024. The Lexington Housing Authority's Pemberton Development project's agreement was executed on June 30, 2023 and included \$900,000 of HOME-ARP funds and \$516,452 of Lexington Affordable Housing funds. The Housing Authority provided 5 Housing Choice Vouchers and provided permanent housing for the qualified tenants. Supportive services and homeless prevention services will be provided to the tenants by the Housing Authority. Each two bedroom townhouse will be 1,200 square foot and have washer and dryer hookups. All units are leased and all households are eligible for case management.

The Lexington Housing Authority completed a new 6 townhouse complex located on Race and Third Streets. The six townhouses range in size from 1302-1348 square feet.

The Housing Authority had plans to development 59 units of affordable housing at 1604 Versailles Road. The property was purchased in September of 2021 and will be divided into two blocks. The north block will be from Versailles Road to Hill Rise Drive and the south block will be from Hill Rise Drive to Hill Rise Place. This project is stalled due to neighborhood opposition.

The Housing Authority is in the planning stages to develop a final parcel of land that was left undeveloped previously on Shropshire Avenue. The proposed development will include 9 single family homes and an early childhood prep academy. Through an awarded HUD Economic Development Initiative/Community Funding Project, Community Action Council will purchase land and will construct the Prep Academy at Palmer Complex. The complex will have 5 classrooms.

### **Actions taken to encourage public housing residents to become more involved in management and participate in homeownership**

The Housing Authority offers outreach services to families who need assistance in accessing resources such as continuing education, child care, employment, etc. The Resident Services Coordinator provides outreach to households at public housing family sites to assess their needs and coordinate available resources in the community to meet those needs. In addition, two Family Self-Sufficiency Coordinators and one Resident Opportunities Self-Sufficiency Coordinator offer case management to qualifying Housing Choice Voucher and public housing households. The coordinators work with the families to develop a self-sufficiency plan.

The primary purpose of self-sufficiency case management is to promote the development of local

strategies to coordinate affordable housing assistance with public and private resources for supportive services and resident empowerment activities. These services enable participating families to increase earned income, reduce or eliminate the need for welfare assistance, make progress toward achieving economic independence and housing self-sufficiency. Currently 100 households are participating in the program.

The Housing Choice Voucher Homeownership Program is designed to provide homeownership opportunities for low-income families. The program administered by REACH, Inc. requires participants to be both income and mortgage eligible. Currently the Housing Authority is assisting 24 families with their mortgage payments through this program.

### **Actions taken to provide assistance to troubled PHAs**

The Lexington-Fayette Urban County Housing Authority is not designated as troubled by HUD, and has been deemed a high performer since 2011.

The Lexington-Fayette Urban County Housing Authority participates in HUD's Moving to Work Program. This program allows agencies to locally design housing and self-sufficiency strategies to strengthen the delivery of services to households living in public housing to enhance federal rental assistance. The program allows exemptions from existing public housing rules and permits housing agencies to combine operating, capital, and tenant-based assistance funds into a single funding source. The increased subsidy has assisted the housing authority to better service the debt that will be incurred from the required renovation and rehabilitation work completed on the rental housing units. In April 2016 HUD extended the agreement with the Lexington-Fayette Urban County Housing Authority for the program through 2028. As of July 1, 2023 the total number of Moving to Work Program housing choice vouchers is 2,675.

## **CR-35 - Other Actions 91.220(j)-(k); 91.320(i)-(j)**

**Actions taken to remove or ameliorate the negative effects of public policies that serve as barriers to affordable housing such as land use controls, tax policies affecting land, zoning ordinances, building codes, fees and charges, growth limitations, and policies affecting the return on residential investment. 91.220 (j); 91.320 (i)**

During the program year the director of the local government's Office of Affordable Housing continued his work in conjunction with an advisory board to study housing market conditions, propose affordable housing programs, and work with partner agencies to evaluate program effectiveness.

The Urban County Council has de-regulated the Zoning Ordinance to allow for workforce and affordable housing development in nearly all residential zones as a density bonus, eliminating the need for contentious NIMBY public hearings, a change that was embraced by the affordable housing providers.

In addition, the Council further modernized selected articles of the Zoning Ordinance to:

- Expand the housing types permitted, including missing middle and cottage housing
- Reduce minimum lot sizes, establish maximum lot sizes, and reduce setbacks to enable efficiency in the use of scarce and expensive land
- Increase building heights in the medium and high density zones
- Require variety in housing types to address missing middle housing
- Remove barriers that inhibited development of neighborhood-serving businesses.

During this time, the Planning Commission began preparing a master plan for 2,800 acres of new urban land, as directed by Council. The master plan, along with the updates to the Zoning Ordinance, will provide opportunities for housing for low-income households and jobs for all levels of employment.

Funded with American Rescue Plan Act funds along with the city's funds the Division of Code Enforcement is operating a Housing Repair Assistance Program to assist low-income homeowner's with code violations to make needed repairs. Code Enforcement works with the homeowner to bring the unit into compliance. Thirty-seven households were assisted with the program this year.

During the program year, the Division of Code Enforcement became accredited by the International Accreditation Service. It was the first code enforcement department in the state to become accredited and the sixth in the nation.

## **Actions taken to address obstacles to meeting underserved needs. 91.220(k); 91.320(j)**

Projects were identified which address the underserved needs, including the first-time homebuyer programs which provided subsidies up to \$30,000 for low-moderate income households to obtain homeownership; tenant based rental assistance program with 1 non-profit; gap financing for the

development of rental housing projects serving low-income households, elderly households and the special needs population; and the owner-occupied rehabilitation program to assist homeowners to alleviate substandard housing.

**Actions taken to reduce lead-based paint hazards. 91.220(k); 91.320(j)**

The government has trained, and continues to train staff and contractors on the lead-based paint regulations and its effect on the CDBG and HOME Housing Rehabilitation Program.

As required by the regulations, risk assessments, lead testing, evaluation, control and abatement became an even more integral part of the housing rehabilitation program and all other housing programs. Compliance with the regulations continue to reduce the number of housing rehabilitation units completed. As rehabilitation costs continue to rise, more units meet the abatement threshold and require more dollars and time to complete.

During the reporting period there were two risk assessments completed for the housing rehabilitation program, with both housing units having lead hazards.

There was one instance of temporary relocation for lead abatement during the rehabilitation of housing units. Communication with the contractor as to availability of materials and the homeowner as to the most accommodating time for the vacancy were taken into account to minimize the amount of relocation necessary.

**Actions taken to reduce the number of poverty-level families. 91.220(k); 91.320(j)**

The local government's Division of Procurement employs a Minority Program Coordinator to facilitate the participation of minority and women owned businesses in the procurement process. The Division of Purchasing has an online Section 3 business certification system to register qualified businesses. The system allows the government to capture eligible Section 3 businesses through the HUD Section 3 link to provide a list of contractors, if new hires or Section 3 businesses are needed. The list is updated monthly by the Division of Purchasing.

The predominant anti-poverty agency for the county is Community Action Council. The government targets the operation of programs and services to persons identified by the Council as over represented in the poverty ranks.

High school dropouts are one of the groups over represented in the poverty ranks. The contracts for public services activities include 2 educational programs for low-income youth. In response to the community's request for a year-round work program for youth, the city held other youth events. Skills Session classes were held weekly from January to April 2024 with topics including: Financial Literacy hosted by Chase Bank, Soft Skills, On-the-Job Etiquette Training hosted by the Urban League and the City of Lexington, and Navigation of the city's Bus System hosted by Lextran; 400 youth successfully

completed the sessions.

A Career Fair was held on March 16, 2024 for youth to learn about the different worksites that were participating in the summer work program. Four time slots were available for 100 youth per time slot, for a total of 400 slots. The fair was attended by 400 youth.

The City of Lexington's Summer Youth Employment Program was funded this year with the U.S. Treasury's State and Local Fiscal Recovery Fund and ran six weeks from June 10 through July 19, 2024. The program is for rising 10th, 11th, and 12th grade students with priority being based on social, economic, and educational factors. Youth were given the opportunity to gain work experience, develop interpersonal skills, learn and explore career interests, all while earning income during the summer. There were 300 youth workers who worked part-time, up to 20 hours per week, and earned \$15 per hour. The city paid all youth workers' salaries. Over 120 private and public businesses signed up to be worksites to offer these opportunities for youth.

The College for Technical Education, a non-profit corporation continues its efforts to train those persons who are in most need and hard to serve whose income is at or below the poverty level. The training involves an integration of skills training, basic skills instruction and human development. The training is open-entry, open-exit, with competency based, highly individualized, hands-on training. With secondary support being provided including child development and child care centers, adult education (GED), transitional housing and networking. The program offers nine curriculums: Cosmetology, Lash Artistry Certification, Apprentice Instructor, Nail Technician, Esthetics, Medical Massage Therapy, Medical Assistant, Business Operations, and Building Trades Technician. Most of the curriculums may be achieved in nine to twelve months.

### **Actions taken to develop institutional structure. 91.220(k); 91.320(j)**

In 2018 the local government created a Task Force on Neighborhoods in Transition to discuss the topics of infill and development, preservation and gentrification. The group comprised of Councilmembers, city developers, planners, historians, residents, and other community members identified ways to protect vulnerable residents from the impact of neighborhood redevelopment and transformation especially displacement. Per the recommendations of the June 2021 final report to improve structure and assistance, the local government restructured the housing services divisions to build strong and equitable neighborhoods and provide needed guidance to the public. The Department of Housing Advocacy and Community Development includes the Grants and Special Programs, Code Enforcement, and Community and Resident Services. The division of Historic Preservation was moved to the Department of Planning and Preservation to better align with the structure of the government. The division of Grants and Special Programs is responsible for the financial management of all federal, state, and foundation grants to the city. The division has lead responsibility for development of the Consolidated Plan and for implementation and monitoring of CDBG, HOME, and ESG programs. In addition, the division is responsible for operating a housing rehabilitation program and an emergency housing repair program for low-income households. The Affordable Housing

Manager conducts activities under the local Affordable Housing Trust Fund. The Office of Homelessness Prevention and Intervention has been moved to the Department of Housing Advocacy and Community Development. The Division of Engineering is responsible for planning, bidding, and constructing public improvements. This division reports to the Commissioner of the Department of Environmental Quality and Public Works.

**Actions taken to enhance coordination between public and private housing and social service agencies. 91.220(k); 91.320(j)**

During the program year the manager of the local government's Office of Affordable Housing continued his work in conjunction with an advisory board to study housing market conditions, propose affordable housing programs, and work with partner agencies to evaluate program effectiveness. The mission of the Affordable Housing Fund is to leverage public investment to preserve, produce, and provide safe, quality, affordable housing. The funding commitments allocated for the program year are:

- Davis Park Apartments, 73 units, \$4,200,000;
- Briarwood Apartments, 204 units, \$500,000, Rehab;
- Wellington Place Apartments, 45 units, \$1,700,000;
- The Flats at Woodland, 38 units, \$4,200,000;
- Snow Road, 4 units, \$250,000;
- Expo Court, 4 units, \$200,000;
- Ashland Terrace, 3 units, \$145,000.

The units completed during the program year were 24 units for New Beginnings, 5 units for the Lexington Housing Authority, 16 units for Maywick View, 29 units at Georgetown Street, 252 units at Kearney Ridge, and 202 units Christian Towers. The 24 units completed for New Beginnings will all receive supportive services, 8 of those units are HOME ARP funded and must be occupied by qualified populations to address housing instability and homelessness.

**Identify actions taken to overcome the effects of any impediments identified in the jurisdictions analysis of impediments to fair housing choice. 91.520(a)**

The most recent analysis completed listed lack of accessible/special needs housing as an impediment to fair housing choice.

Through the Office of Affordable Housing, Christian Towers was assisted to construct 40 new and rehabilitate 92 rental units for elderly and mobility impaired low-income households.

New Beginnings, Bluegrass, Inc. was awarded \$1,185,822 in HOME ARP funds and \$880,000 in the city's Affordable Housing funds to acquire and rehabilitate 24 rental units. The HOME ARP funded eight rental units must be occupied by qualified populations to address housing instability and homelessness. These units will also be provided supportive services.



To gain a better understanding of the community's housing needs the Office of Affordable Housing conducted a needs analysis this program year. The city has dedicated \$38.5 million through the Affordable Housing Fund to create or preserve 3,171 units. The mission of the Affordable Housing Fund is to leverage public investment to preserve, produce, and provide safe, quality, affordable housing. The final report will be completed in the fall of 2024.

Despite these efforts, challenges persist, exacerbated by the COVID-19 pandemic's impact on the rental market. The needs analysis project serves as a way to reassess Lexington's housing needs and explore potential solutions.

## **CR-40 - Monitoring 91.220 and 91.230**

**Describe the standards and procedures used to monitor activities carried out in furtherance of the plan and used to ensure long-term compliance with requirements of the programs involved, including minority business outreach and the comprehensive planning requirements**

During the reporting period the grantee complied with all requested certifications for specific programs as required by the regulations. In addition, all entitlement funds available to grantee were pursued and obtained and expended as the Action Plan identified and supported all applications by other entities as identified in the Plan.

The government completes a monitoring risk analysis worksheet for projects. An analysis is completed for all projects annually that had unexpended funds as of the end of the program year. The analysis looks at the amount of grant funds, total unexpended grant funds, program income, and previous monitoring reviews for the project. During the reporting period five on-site monitoring visits were completed. All findings and concerns were addressed. The government continues to receive and review the annual audits of sub-recipients to identify potential problems.

The local government employs a Minority Business Liaison to facilitate the participation of minority and women owned businesses in the procurement process. The government uses a vendors list for Minority and Women Business Enterprise for outreach purposes and has an Affirmative Action Plan that requires all bidders, contractors, or subcontractors to comply with minimum goals for minority/female business utilization. The local government recently completed a disparity study to ensure minority businesses are given fair access to the procurement process. The study caused the government to revise the resolution which changes the goal to 5% for minority-owned businesses and 12% for women-owned businesses and expands the goals to cover all purchases. The Three Percent Goal Plan is in place to increase the participation of Veterans and Service-Disabled Veterans in the city's procurement process, as the goal is to have a minimum of three percent of the businesses the city procures from be veteran owned. Race and gender neutral measures that are still in progress include small contract opportunities, unbundling large contracts, supportive services, comprehensive data collection, monitoring, and creating a Small Local Business Enterprise Program.

In February 2024 the annual Construction Business Connection Event was held at the Picadome outing room at the Gay Brewer Jr. Golf Course in Lexington. It's an annual event where prime contractors and minority, women, and veteran subcontractors come together to learn about the city's purchasing process.

During the reporting period 11% of the contractors participating in the housing rehabilitation program

are minority owned businesses.

**Citizen Participation Plan 91.105(d); 91.115(d)**

**Describe the efforts to provide citizens with reasonable notice and an opportunity to comment on performance reports.**

The public notice of the Consolidated Annual Performance Report draft was published in the Lexington-Herald Leader on September 11, 2024. A notice was published on the local government’s website and sent to neighborhood associations and churches in low-income neighborhoods and to organizations and individuals who have indicated an interest in the housing and community development needs of the low-income and special needs populations, letting them know that the draft of the annual report was available for review and comments would be accepted until September 26, 2024 as the submission of the report would be completed on September 27, 2024. The government’s website offers translation in Spanish or French for non-English speaking persons. The notice also offered assistance to persons with disabilities or non-English speaking persons in obtaining a copy of the draft, if requested the government intended to have the information translated. In addition to a copy of the draft on the government’s website, the draft of the report was also placed for public review on the website of the Lexington Public Library.

**CR-45 - CDBG 91.520(c)**

**Specify the nature of, and reasons for, any changes in the jurisdiction's program objectives and indications of how the jurisdiction would change its programs as a result of its experiences.**

Projects are continually being reviewed for timeliness.

**Does this Jurisdiction have any open Brownfields Economic Development Initiative (BEDI) grants?**

No

**[BEDI grantees] Describe accomplishments and program outcomes during the last year.**

## **CR-50 - HOME 24 CFR 91.520(d)**

**Include the results of on-site inspections of affordable rental housing assisted under the program to determine compliance with housing codes and other applicable regulations**

Please list those projects that should have been inspected on-site this program year based upon the schedule in 24 CFR §92.504(d). Indicate which of these were inspected and a summary of issues that were detected during the inspection. For those that were not inspected, please indicate the reason and how you will remedy the situation.

Inspections completed on ongoing projects that passed upon first inspection: 1109 Winburn Drive, 7/12/2023; 162 Deweese Street, 4/17/2024, 159 Deweese Street, 3/19/2024; 1156 Horseman's Lane, 6/27/2023; 3824 Camelot Drive, 4/26/2024; and 431 Roger Road, 5/24/2024.

Ongoing projects that failed initially, but passed upon reinspection: 319 Corral St., electrical and plumbing issues, 6/20/24; 635 Ballard Street. plumbing issues, 6/20/24; 569 Chestnut St, plumbing issues and pest infestation, 7/1/24; 314 Corral St., plumbing and HVAC and damage to siding and exterior walls, 7/22/24; 318 Corral St. plumbing issues, 3/26/24; 321 Corral St, HVAC, electrical and plumbing and damage to siding and exterior walls,5/9/24; 440 Chestnut St., electrical hazards and damage to exterior walls, 7/3/24; 445 Chestnut St., electrical hazards, plumbing and damage to drywall/flooring, 9/6/24; 1812 Versailles Road, damage to doors,1/4/24; 2750 Meadowsweet Lane, electrical issues and damage to windows, 5/3/24; 1510 Versailles Road, plumbing and electrical issues and damage to doors/drywall, 6/26/24; 185 Market St., damage to windows, 4/3/24; 327 Corral St., flooring and internal/external walls, 5/9/24; 334 Corral St., electrical and interior doors/windows, 6/26/24; 363 Corral St. inoperable smoke detectors, electrical issues and damage to doors and window screens, 6/26/24; 365 and 367 Corral St., plumbing and electrical issues and damage to drywall and flooring, 6/26/24; 368 Corral St., damage to floor/drywall/doors/windows/siding and HVAC and electrical, 6/26/24; 369 Corral St., plumbing and electrical, inoperable smoke detectors, and damage to doors, drywall, flooring,6/26/24; 316 Gunn St., damage to doors and siding, 7/2/24; 230 Eastern Ave., damage to doors and drywall, 6/25/24; 348 E. 2nd St., plumbing and electrical issues, inoperable smoke detectors and damage to doors/windows/drywall, 6/26/24; 321-325 Bainbridge, 5/15/24; 830 DeRoode Street, electrical issues and damage to roof, 5/16/24; 1154 Horseman's Lane, 9/24/23; 250 W. Loudon Avenue, damage to doors/windows/drywall, 7/12/24; 375 South Broadway Park, plumbing and damage to door/ceiling, 9/6/24; 541 Smith St., plumbing and electrical issues and damage to doors/drywall, 8/19/24; 352 Corral St., electrical and HVAC issues and damage to doors/drywall, 8/7/24; 714 Florence Ave, plumbing issues and damage to doors/window screens,8/7/24; 211 W. Fifth Street, damage to doors/window screens, 8/21/24; 1060 Cross Keys Road, electrical issues and damage to doors, 7/15/24; 1052-1056 Cross Keys Road, electrical and HVAC, 7/17/24; 1044-1048 Cross Keys Road, electrical and inoperable smoke detectors, 7/18/24; 1814 Versailles Rd., electrical and plumbing issues, 7/5/24; 1205 Centre Parkway, damage to window screens, 8/26/24; 207 E. 7th Street, damage to doors/drywall/window screens, 9/5/24; 320 Corral St., plumbing and HVAC, inoperable smoke detectors, damage to doors/windows/drywall, 7/26/24; 1101 Centre Parkway, 8/1/24; 4400 Briar Hill

Road, 9/6/23; 705 N Upper, plumbing and damage to doors, 7/18/24; 241 E. 6th St, plumbing and damage to doors/flooring/window screens, 8/19/24; 707 N Upper St., plumbing issues and damage to doors/drywall/window screens, 7/18/24; 444 Campbell St., HVAC issues, inoperable smoke detectors and damage to doors/window screens, 7/19/24; 446 Ohio St., inoperable smoke detectors, 7/19/24; Please note date listed is reinspection date.

Inspections completed on ongoing projects that have not passed: Ferrill Square, 5/29/24 and Twelfth St. Apartments, 6/28/24.

**Provide an assessment of the jurisdiction's affirmative marketing actions for HOME units. 24 CFR 91.520(e) and 24 CFR 92.351(a)**

Affirmative marketing of HOME funded projects is stressed in all printed material and in all discussions with owners of potential HOME projects. R.E.A.C.H., Inc. and Lexington Habitat for Humanity market their first-time homebuyer program through community meetings and written brochures.

Other activities for R.E.A.C.H., Inc. included continuing to work with the local Housing Authority on the Section 8 Homeownership and the Veterans Affairs Supportive Housing programs; partnered with Global Lex and Kentucky Housing Corporation to provide classes to Limited English Proficient low to moderate income families in the community; and partnered with Kentucky Refugee Ministries to provide education at their cultural orientations program.

R.E.A.C.H., Inc. employs a bilingual homebuyer education coordinator to work with Hispanic clients. The coordinator makes program information available to members of the local Hispanic community through group workshops and individual sessions.

Over 95% of the applicants for the R.E.A.C.H., Inc. first-time homebuyer's program have been minority applicants and 85% have a female head of household. The total average household income for all HOME program applicants to R.E.A.C.H., Inc. was \$60,388.19.

Lexington Habitat for Humanity promoted their Homebuyer Program at a housing fair at the Lexington Senior Center; the Clean Slate Lexington Expungement Clinic held at the Central Bank Center; and the Career and Community Resource Fair at the Bluegrass Community Technical College.

Of our rental projects completed, Parkside II Apartments, Ferrill Square Apartments, Virginia Place I Apartments and Russell School Apartments; all are successful in marketing their units to minorities. Parkside II Apartments has 78% of the units occupied by minority families; Ferrill Square Apartments has 80% of the units occupied by minority families; Virginia Place I Apartments has 60% of the units occupied by minority families; and the Russell School Apartments has 89% of the units occupied by minority families.

The two rental projects completed this program year housed 15 households, 33% were minority

households. For the HOME TBRA project, 50% of the households assisted are minority households.

Minorities and women owned businesses have been given full opportunity to participate in the HOME Investment Partnership program. During the reporting period 11% of the contractors participating in the housing rehabilitation program are minority owned businesses.

**Refer to IDIS reports to describe the amount and use of program income for projects, including the number of projects and owner and tenant characteristics**

The total amount of HOME program income received and expensed this program year was \$81,281.79. The total amount of HOME program income was expended this period for housing rehabilitation of owner-occupied units and the first-time homebuyer's program.

A total of \$39,126.08 of program income was expended for the housing rehabilitation program. A total of 8 units were awarded and 3 units were completed during this reporting period. Additionally, 2 units were completed this period that were awarded last reporting period. Of the 5 households assisted, 2 had extremely low-income, 2 had low-income and 1 had moderate income. Four of the households were minority families.

Over \$42,155.71 of program income was expended to assist three single-parent low-income families to become first-time homebuyers. Of the 3 low-income households, 2 are minority families.

**Describe other actions taken to foster and maintain affordable housing. 24 CFR 91.220(k) (STATES ONLY: Including the coordination of LIHTC with the development of affordable housing). 24 CFR 91.320(j)**

In the five year Consolidated Plan, the local government determined that the highest priority for assistance would be to increase the supply and opportunities for affordable housing for extremely low, low and moderate income households. The availability and accessibility of other federal, state, and local government funds and the availability of private sources of funds were considered in addition to federal regulations limiting the use of HOME funds. The amount expended by the local government for HOME administration was \$37,852.65.

The Fayette County Local Development Corp., one of the government's designated CHDO's, was awarded \$20,000 and spent \$23,540 in HOME funds for administration.

R.E.A.C.H., Inc., one of the government's designated CHDO's, was awarded \$20,000 and spent \$22,189 in HOME funds for administration. R.E.A.C.H., was awarded \$420,000 in HOME funds to purchase, rehabilitate, and pre-sell 2 housing units to low-income homebuyers. The constraints of the area housing market combined with an increase in cost have resulted in delays to the project.

A total of \$55,000 in HOME funds and HOME program income were committed and expended by

Lexington Habitat for Humanity a non-profit organization whose purpose is to make housing more affordable to first-time homebuyers. Three loans were closed this reporting period.

Kentucky Housing Corporation issued 11 Mortgage Credit Certificates to first-time homeowners in Fayette County during the program year. Of the 11 households, the average annual income was \$69,965. The average loan amount was \$200,057, with the average purchase price at \$220,936.

AIDS Volunteers Inc. was previously awarded \$33,500 and spent \$20,936 in HOME funds to operate a tenant-based rental assistance program for low-income households that have at least one HIV positive family member. AIDS Volunteers, Inc. has assisted 4 households with extremely low-income to move into decent and affordable rental housing.

AU Associates, Inc. was previously awarded \$453,409 in HOME and \$676,591 in Affordable Housing Trust funds for the Polo Club Park Apartments, a new construction project containing 24 units. The project expensed \$57,599 this program year. The project will serve seniors 55 plus serving residents below 60% of the AMI. Four unites were HOME assisted. The Project was completed this program year.

Main Street Baptist Church Manor, Inc. was previously awarded \$500,000 in HOME funds and \$1,757,350 of ARPA Affordable Housing Funds for the rehabilitation of 64 units of housing for elderly, low-income households. HOME funds assisted 11 units in the project. The project was completed this program year.

New Beginnings Blue Grass was awarded \$1,185,822 in HOME-ARP and \$880,000 from the city's Affordable Housing Funds to acquire and rehabilitate 24 rental units. 8 units were HOME-ARP assisted. The HOME ARP funded eight rental units must be occupied by qualified populations to address housing instability and homelessness. These units will also be provided supportive services.

The Lexington Housing Authority's Pemberton Development was awarded \$900,000 of HOME-ARP funds and \$516,452 of ARPA Affordable Housing funds for the new construction of 5 two-bedroom townhouses. The Housing Authority provided 5 Housing Choice Vouchers and provided permanent housing for the tenants. These units will be provided supportive services.

AU Associates, Inc. was previously awarded \$812,575 in HOME funds and \$4,825,000 from the Lexington ARPA Affordable Housing funds for the Richwood Bend Apartments, a new construction project containing 83 units. 4 of the units are HOME funded. The project will serve families under 60% AMI.



**CR-58 – Section 3**

**Identify the number of individuals assisted and the types of assistance provided**

<b>Total Labor Hours</b>	<b>CDBG</b>	<b>HOME</b>	<b>ESG</b>	<b>HOPWA</b>	<b>HTF</b>
Total Number of Activities	5	1	0	0	0
Total Labor Hours	1,693,221	9,184			
Total Section 3 Worker Hours	0	0			
Total Targeted Section 3 Worker Hours	0	0			

**Table 14 – Total Labor Hours**

<b>Qualitative Efforts - Number of Activities by Program</b>	<b>CDBG</b>	<b>HOME</b>	<b>ESG</b>	<b>HOPWA</b>	<b>HTF</b>
Outreach efforts to generate job applicants who are Public Housing Targeted Workers					
Outreach efforts to generate job applicants who are Other Funding Targeted Workers.					
Direct, on-the job training (including apprenticeships).					
Indirect training such as arranging for, contracting for, or paying tuition for, off-site training.					
Technical assistance to help Section 3 workers compete for jobs (e.g., resume assistance, coaching).					
Outreach efforts to identify and secure bids from Section 3 business concerns.	5	1			
Technical assistance to help Section 3 business concerns understand and bid on contracts.					
Division of contracts into smaller jobs to facilitate participation by Section 3 business concerns.					
Provided or connected residents with assistance in seeking employment including: drafting resumes, preparing for interviews, finding job opportunities, connecting residents to job placement services.					
Held one or more job fairs.					
Provided or connected residents with supportive services that can provide direct services or referrals.					
Provided or connected residents with supportive services that provide one or more of the following: work readiness health screenings, interview clothing, uniforms, test fees, transportation.					
Assisted residents with finding child care.					
Assisted residents to apply for, or attend community college or a four year educational institution.					
Assisted residents to apply for, or attend vocational/technical training.					
Assisted residents to obtain financial literacy training and/or coaching.					
Bonding assistance, guaranties, or other efforts to support viable bids from Section 3 business concerns.					
Provided or connected residents with training on computer use or online technologies.					
Promoting the use of a business registry designed to create opportunities for disadvantaged and small businesses.	4	1			
Outreach, engagement, or referrals with the state one-stop system, as designed in Section 121(e)(2) of the Workforce Innovation and Opportunity Act.					

Other.					
--------	--	--	--	--	--

**Table 15 – Qualitative Efforts - Number of Activities by Program**

**Narrative**

**CR-60 - ESG 91.520(g) (ESG Recipients only)**

**ESG Supplement to the CAPER in *e-snaps***

**For Paperwork Reduction Act**

**1. Recipient Information—All Recipients Complete**

**Basic Grant Information**

<b>Recipient Name</b>	LEXINGTON-FAYETTE URBAN COUNTY GOVERNMENT
<b>Organizational DUNS Number</b>	020428777
<b>UEI</b>	
<b>EIN/TIN Number</b>	610858140
<b>Identify the Field Office</b>	LOUISVILLE
<b>Identify CoC(s) in which the recipient or subrecipient(s) will provide ESG assistance</b>	Lexington/Fayette County CoC

**ESG Contact Name**

<b>Prefix</b>	Ms
<b>First Name</b>	Theresa
<b>Middle Name</b>	V
<b>Last Name</b>	Reynolds
<b>Suffix</b>	
<b>Title</b>	Director

**ESG Contact Address**

<b>Street Address 1</b>	200 East Main Street
<b>Street Address 2</b>	
<b>City</b>	Lexington
<b>State</b>	KY
<b>ZIP Code</b>	-
<b>Phone Number</b>	8592583070
<b>Extension</b>	
<b>Fax Number</b>	8592583081
<b>Email Address</b>	teresar2@lexingtonky.gov

**ESG Secondary Contact**

<b>Prefix</b>	Ms
<b>First Name</b>	Stacey
<b>Last Name</b>	Granville
<b>Suffix</b>	
<b>Title</b>	Grants Manager Senior
<b>Phone Number</b>	8592583070

CAPER

## CR-65 - Persons Assisted

### 4. Persons Served

#### 4a. Complete for Homelessness Prevention Activities

Number of Persons in Households	Total
Adults	
Children	
Don't Know/Refused/Other	
Missing Information	
<b>Total</b>	

Table 1 – Household Information for Homeless Prevention Activities

#### 4b. Complete for Rapid Re-Housing Activities

Number of Persons in Households	Total
Adults	
Children	
Don't Know/Refused/Other	
Missing Information	
<b>Total</b>	

Table 2 – Household Information for Rapid Re-Housing Activities

#### 4c. Complete for Shelter

Number of Persons in Households	Total
Adults	
Children	
Don't Know/Refused/Other	
Missing Information	
<b>Total</b>	

Table 3 – Shelter Information

**6. Age—Complete for All Activities**

	<b>Total</b>
Under 18	
18-24	
25 and over	
Don't Know/Refused/Other	
Missing Information	
<b>Total</b>	

**Table 7 – Age Information**

**7. Special Populations Served—Complete for All Activities**

**Number of Persons in Households**

<b>Subpopulation</b>	<b>Total</b>	<b>Total Persons Served – Prevention</b>	<b>Total Persons Served – RRH</b>	<b>Total Persons Served in Emergency Shelters</b>
Veterans				
Victims of Domestic Violence				
Elderly				
HIV/AIDS				
Chronically Homeless				
<b>Persons with Disabilities:</b>				
Severely Mentally Ill				
Chronic Substance Abuse				
Other Disability				
Total (unduplicated if possible)				

**Table 8 – Special Population Served**

## CR-75 – Expenditures

### 11. Expenditures

#### 11a. ESG Expenditures for Homelessness Prevention

	Dollar Amount of Expenditures in Program Year		
	2021	2022	2023
Expenditures for Rental Assistance			
Expenditures for Housing Relocation and Stabilization Services - Financial Assistance			
Expenditures for Housing Relocation & Stabilization Services - Services			
Expenditures for Homeless Prevention under Emergency Shelter Grants Program			
<b>Subtotal Homelessness Prevention</b>			

Table 10 – ESG Expenditures for Homelessness Prevention

#### 11b. ESG Expenditures for Rapid Re-Housing

	Dollar Amount of Expenditures in Program Year		
	2021	2022	2023
Expenditures for Rental Assistance			
Expenditures for Housing Relocation and Stabilization Services - Financial Assistance			
Expenditures for Housing Relocation & Stabilization Services - Services			
Expenditures for Homeless Assistance under Emergency Shelter Grants Program			
<b>Subtotal Rapid Re-Housing</b>			

Table 11 – ESG Expenditures for Rapid Re-Housing

#### 11c. ESG Expenditures for Emergency Shelter

	Dollar Amount of Expenditures in Program Year		
	2021	2022	2023
Essential Services			
Operations			
Renovation			
Major Rehab			
Conversion			
<b>Subtotal</b>			

Table 12 – ESG Expenditures for Emergency Shelter



# Submission Overview: ESG: CAPER

Report: CAPER    Period: 7/1/2023 - 6/30/2024    Your user level here: Data Entry

## Step 1: Dates

7/1/2023 to 6/30/2024

## Step 2: Contact Information

First Name	John
Middle Name	
Last Name	Pinson
Suffix	
Title	
Street Address 1	200 East Main Street
Street Address 2	
City	Lexington
State	Kentucky
ZIP Code	40507
E-mail Address	<a href="mailto:jpinson@lexingtonky.gov">jpinson@lexingtonky.gov</a>
Phone Number	(859)258-3085
Extension	
Fax Number	

## Step 4: Grant Information

---

### Emergency Shelter Rehab/Conversion

Did you create additional shelter beds/units through an ESG-funded rehab project  
Did you create additional shelter beds/units through an ESG-funded conversion project

No  
No

### Data Participation Information

Are there any funded projects, except HMIS or Admin, which are not listed on the Project, Links and Uploads form? This includes projects in the HMIS and from VSP

No



## Step 5: Project Outcomes

*Project outcomes are required for all CAPERS where the program year start date is 1-1-2021 or later. This form replaces the narrative in CR-70 of the eCon Planning Suite.*

From the Action Plan that covered ESG for this reporting period copy and paste or retype the information in Question 5 on screen AP-90: "Describe performance standards for evaluating ESG."

The performance standard is to move homeless individuals and families into safe and affordable permanent housing. The Office of Homelessness tracks these measures through HMIS and other reports and shares with the Division of Grants for evaluation of ESG performance.

Rapid Re-housing

The performance standard is to ensure that individuals and families experiencing homelessness move into and maintain safe and affordable permanent housing. The jurisdiction utilizes reports from HMIS and the Office of Homelessness/Continuum of Care to evaluate ESG recipients.

Emergency Shelter

The performance standard is to provide safe emergency shelter services for persons who are homeless, and through case management and referral, assist them with advancing to permanent housing. In addition, shelters are evaluated on average length of stay and returns to homelessness. Documentation of the number of homeless persons moving to permanent housing will be maintained and the Continuum of Care utilizes reports from HMIS to evaluate ESG recipients.

*Based on the information from the Action Plan response previously provided to HUD:*

1. Briefly describe how you met the performance standards identified in A-90 this program year. *If they are not measurable as written type in N/A as the answer.*

Emergency Shelter

A total of 296 persons in 202 households were served in emergency shelter during the annual period. Of those, 254 persons (175 households) exited shelter by the end of the reporting range. Of leavers, 55% exited to permanent housing destinations—this includes 36% of persons in households without children, 73% of persons in families, and 46% of households with only children.

For households with only children, the average length of stay 10 days for leavers and 27 days for stayers. For all other households, the average length of stay was 109 days for leavers and 99 days for stayers.

During the program year, 5% of persons returned to homelessness within 2 years of previously exiting to permanent housing.

Rapid Re-Housing

A total of 25 households were served with rapid rehousing assistance during the annual period. Of those households, 22 (88%) moved into permanent housing before the end of the program year. Of the remaining 3 households, 2 exited without housing move-in (one to shelter, one to permanent housing with friends/family) and 1 moved into housing after the end of the program year (9/3/2024). Of the 22 households achieving permanent housing, 86% remained in permanent housing.

2. Briefly describe what you did not meet and why. *If they are not measurable as written type in N/A as the answer.*

N/A

OR

3. If your standards were not written as measurable, provide a sample of what you will change them to in the future? *If they were measurable and you answered above type in N/A as the answer.*

N/A



Hazard Pay (unique activity)			
Landlord Incentives (unique activity)			
Volunteer Incentives (unique activity)			
Training (unique activity)	77,335.80	19,244.25	
<b>RRH Expenses</b>	<b>FY2022 Annual ESG Funds for</b>	<b>FY2021 Annual ESG Funds for</b>	
	<b>Non-COVID</b>	<b>Non-COVID</b>	
<b>Emergency Shelter</b>			
Essential Services			
Operations	78,182.07	14,930.47	
Renovation			
Major Rehab			
Conversion			
Hazard Pay (unique activity)			
Volunteer Incentives (unique activity)			
Training (unique activity)			
<b>Emergency Shelter Expenses</b>	<b>78,182.07</b>	<b>14,930.47</b>	
	<b>FY2022 Annual ESG Funds for</b>	<b>FY2021 Annual ESG Funds for</b>	
	<b>Non-COVID</b>	<b>Non-COVID</b>	
<b>Temporary Emergency Shelter</b>			
Essential Services			
Operations			
Leasing existing real property or temporary structures			
Acquisition			
Renovation			
Hazard Pay (unique activity)			
Volunteer Incentives (unique activity)			
Training (unique activity)			
Other Shelter Costs			
<b>Temporary Emergency Shelter Expenses</b>			
	<b>FY2022 Annual ESG Funds for</b>	<b>FY2021 Annual ESG Funds for</b>	
	<b>Non-COVID</b>	<b>Non-COVID</b>	
<b>Street Outreach</b>			
Essential Services			
Hazard Pay (unique activity)			
Volunteer Incentives (unique activity)			
Training (unique activity)			
Handwashing Stations/Portable Bathrooms (unique activity)			
<b>Street Outreach Expenses</b>	<b>0.00</b>	<b>0.00</b>	

	FY2022 Annual ESG Funds for Non-COVID	FY2021 Annual ESG Funds for Non-COVID
<b>Other ESG Expenditures</b>		
Cell Phones - for persons in CoC/YHDP funded projects ( <i>unique activity</i> )		
Coordinated Entry COVID Enhancements ( <i>unique activity</i> )		
Training ( <i>unique activity</i> )		
Vaccine Incentives ( <i>unique activity</i> )		
HMIS		
Administration	7,414.72	2,931.58
Other Expenses	7,414.72	2,931.58
	<b>FY2022 Annual ESG Funds for Non-COVID</b>	<b>FY2021 Annual ESG Funds for Non-COVID</b>
<b>Total Expenditures</b>	162,932.59	37,106.30
Match	162,932.59	37,106.30
<b>Total ESG expenditures plus match</b>	325,865.18	74,212.60

**Total expenditures plus match for all years**

**400,077.78**

**Step 7: Sources of Match**

	FY2023	FY2022	FY2021	FY2020	FY2019	FY2018	FY2017	FY2016	FY2015
Total regular ESG plus COVID expenditures brought forward	\$0.00	\$162,932.59	\$37,106.30	\$0.00	\$0.00	\$0.00	\$0.00	\$0.00	\$0.00
Total ESG used for COVID brought forward	\$0.00	\$0.00	\$0.00	\$0.00	\$0.00	\$0.00	\$0.00	\$0.00	\$0.00
Total ESG used for regular expenses which requires a match	\$0.00	\$162,932.59	\$37,106.30	\$0.00	\$0.00	\$0.00	\$0.00	\$0.00	\$0.00
Match numbers from financial form	\$0.00	\$162,932.59	\$37,106.30	\$0.00	\$0.00	\$0.00	\$0.00	\$0.00	\$0.00
Match Percentage	0%	100.00%	100.00%	0%	0%	0%	0%	0%	0%

**Match Source**    **FY2023**    **FY2022**    **FY2021**    **FY2020**    **FY2019**    **FY2018**    **FY2017**    **FY2016**    **FY2015**

Other Non-ESG HUD Funds									
Other Federal Funds									
State Government									
Local Government		52,995.38	11,106.55						
Private Funds		109,937.21	25,999.75						
Other									
Fees									
Program Income									
<b>Total Cash Match</b>	<input type="text" value="0.00"/>	<input type="text" value="162,932.59"/>	<input type="text" value="37,106.30"/>	<input type="text" value="0.00"/>	<input type="text" value="0.00"/>	<input type="text" value="0.00"/>	<input type="text" value="0.00"/>	<input type="text" value="0.00"/>	<input type="text" value="0.00"/>
Non Cash Match									
<b>Total Match</b>	<input type="text" value="0.00"/>	<input type="text" value="162,932.59"/>	<input type="text" value="37,106.30"/>	<input type="text" value="0.00"/>	<input type="text" value="0.00"/>	<input type="text" value="0.00"/>	<input type="text" value="0.00"/>	<input type="text" value="0.00"/>	<input type="text" value="0.00"/>

**Step 8: Program Income**

Program income is the income received by the recipient or subrecipient directly generated by a grant supported activity. Program income is defined in 2 CFR §200.307. More information is also available in the ESG CAPER Guidebook in the resources tab above.

Did the recipient earn program income from any ESG project during the program year?

No

## Step 9: Additional Comments

---

Please show the expenses for Community Action Rapid Rehousing program were for persons served during the previous program year.  
The government will draw the balance of ESG 2022 funds once expended. More than likely they will not be expended by 8/31/2024. Once the 2022 funds are expended and draw, the government will focus on the expenditure of ESG 2023 funds.

Due to limits put on these funds per category and rising housing costs, the government has struggled to expend these funds.

LEXINGTON-FAYETTE URBAN COUNTY GOVERNMENT, KY

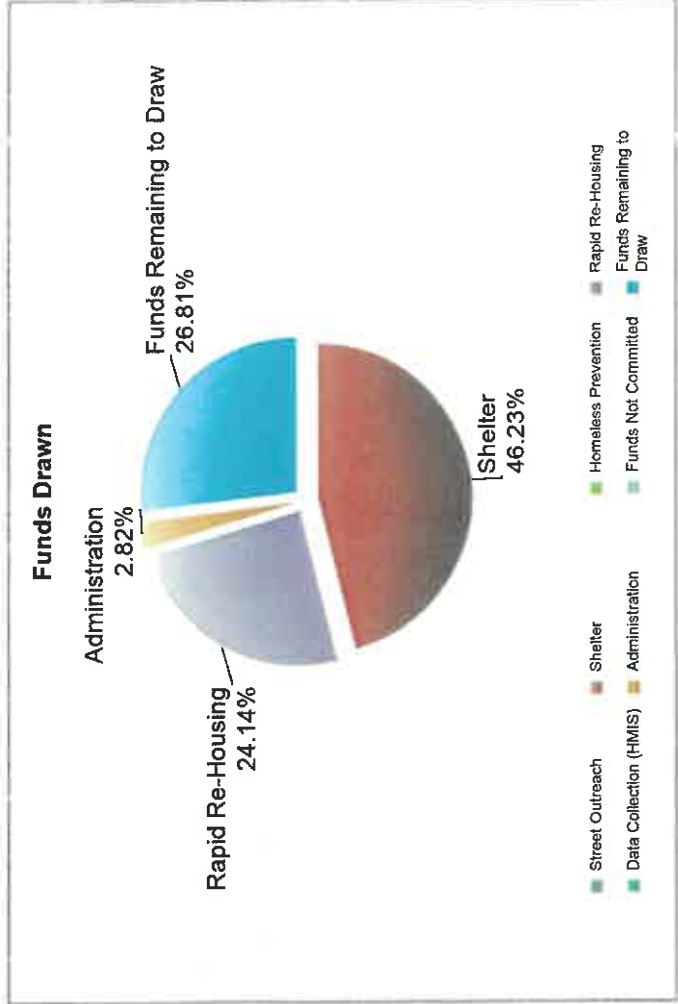
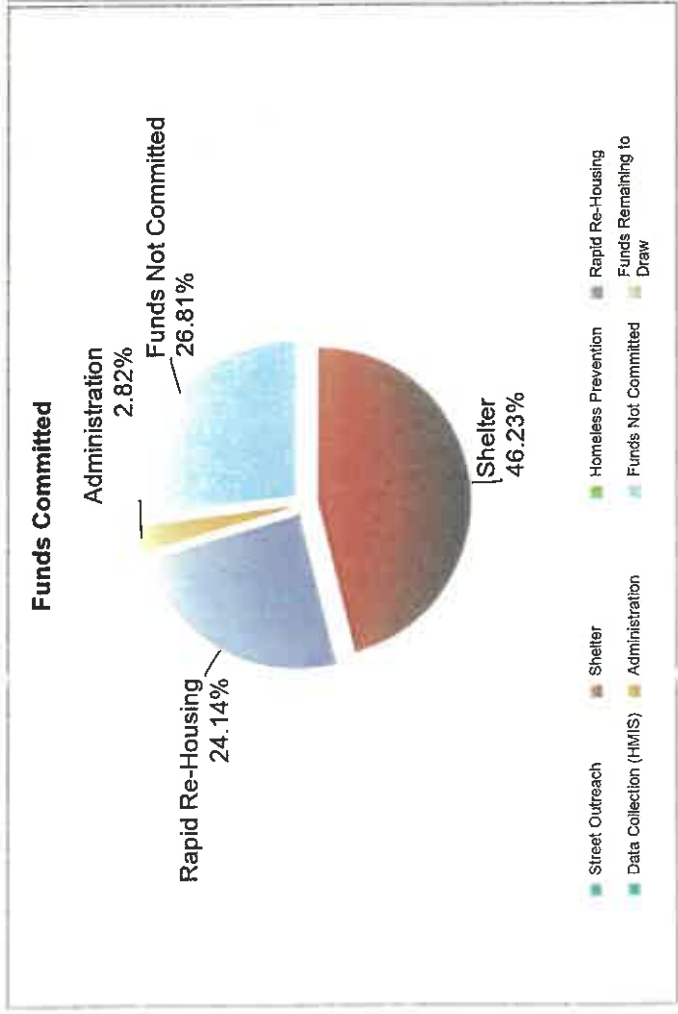
2021

ESG Program Level Summary

Grant Number	Total Grant Amount	Total Funds Committed	Total Funds Available to Commit	Grant Funds Drawn	% of Grant Funds Drawn	Available to Draw	% Remaining to Draw
E21MC210004	\$207,017.00	\$151,522.11	\$55,494.89	\$151,522.11	73.19%	\$55,494.89	26.81%

ESG Program Components

Activity Type	Total Committed to Activities	% of Grant Committed	Drawn Amount	% of Grant Drawn
Street Outreach	\$0.00	0.00%	\$0.00	0.00%
Shelter	\$95,696.38	46.23%	\$95,696.38	46.23%
Homeless Prevention	\$0.00	0.00%	\$0.00	0.00%
Rapid Re-Housing	\$49,977.53	24.14%	\$49,977.53	24.14%
Data Collection (HMIS)	\$0.00	0.00%	\$0.00	0.00%
Administration	\$5,848.20	2.82%	\$5,848.20	2.82%
Funds Not Committed	\$55,494.89	26.81%	\$0.00	0.00%
Funds Remaining to Draw	\$0.00	0.00%	\$55,494.89	26.81%
<b>Total</b>	<b>\$207,017.00</b>	<b>100.00%</b>	<b>\$207,017.00</b>	<b>100.00%</b>



- Street Outreach
- Data Collection (HMIS)
- Shelter
- Administration
- Homeless Prevention
- Funds Not Committed
- Rapid Re-Housing
- Funds Remaining to Draw

LEXINGTON-FAYETTE URBAN COUNTY GOVERNMENT, KY

2021

**24-Month Grant Expenditure Deadline**

All of the recipient's grant must be expended for eligible activity costs within 24 months after the date HUD signs the grant agreement with the recipient. Expenditure means either an actual cash disbursement for a direct charge for a good or service or an indirect cost or the accrual of a direct charge for a good or service or an indirect cost. This report uses draws in IDIS to measure expenditures. HUD allocated Fiscal Year 2011 ESG funds in two allocations. For FY2011, this Obligation Date is the date of the first allocation. This report does not list the Obligation Date, does not calculate the Expenditure Deadline, and does not track the Days Remaining for the FY 2011 second allocation.

Grant Amount: \$207,017.00

Grant Number	Draws to Date	HUD Obligation Date	Expenditure Deadline	Days Remaining to Meet Requirement Date	Expenditures Required
IE21MC210004	\$151,522.11	08/18/2021	08/18/2023	(389)	\$55,494.89

**60% Cap on Emergency Shelter and Street Outreach**

The cap refers to the total amount of the recipient's fiscal year grant, allowed for emergency shelter and street outreach activities, is capped at 60 percent. This amount cannot exceed the greater of: (1) 60% of the overall grant for the year; or, (2) the amount of Fiscal Year 2010 ESG funds committed for homeless assistance activities. (Note: the HESG-CV grants are currently exempt from the 60% funding cap restrictions.)

Amount Committed to Shelter	Amount Committed to Street Outreach	Total Amount Committed to Shelter and Street Outreach	% Committed to Shelter and Street Outreach	2010 Funds Committed to Homeless Assistance Activities	Total Drawn for Shelter and Street Outreach	% Drawn for Shelter and Street Outreach
\$95,696.38	\$0.00	\$95,696.38	46.23%	\$67,513.00	\$95,696.38	46.23%




LEXINGTON-FAYETTE URBAN COUNTY GOVERNMENT, KY

2021

ESG Draws By Month (at the total grant level):

Grant Amount: 207,017.00

Drawn to Date at End of Month



— Grant Amount  
 --- Projection 2 Years  
 ◆ 2 Years Grant Expiration

ESG Draws By Quarter (at the total grant level):

Quarter End Date	Draws for the Quarter	Draws to Date at the End of the Quarter	% Drawn for the Quarter	% Drawn to Date at End of Quarter
09/30/2021	\$0.00	\$0.00	0.00%	0.00%
12/31/2021	\$0.00	\$0.00	0.00%	0.00%
03/31/2022	\$0.00	\$0.00	0.00%	0.00%
06/30/2022	\$2,587.27	\$2,587.27	1.25%	1.25%
09/30/2022	\$0.00	\$2,587.27	0.00%	1.25%
12/31/2022	\$0.00	\$2,587.27	0.00%	1.25%
03/31/2023	\$74,559.03	\$77,146.30	36.02%	37.27%
06/30/2023	\$28,347.05	\$105,493.35	13.69%	50.96%
09/30/2023	\$35,725.56	\$141,218.91	17.26%	68.22%



LEXINGTON-FAYETTE URBAN COUNTY GOVERNMENT, KY

2021

ESG Subrecipient Commitments and Draws by Activity Category :

Subrecipient	Activity Type	Committed	Drawn
LEXINGTON-FAYETTE URBAN COUNTY GOVERNMENT	Administration	\$5,848.20	\$5,848.20
	Total	\$5,848.20	\$5,848.20
	Total Remaining to be Drawn	\$0.00	\$0.00
	Percentage Remaining to be Drawn	\$0.00	0.00%
COMMUNITY ACTION COUNCIL	Rapid Re-Housing	\$6,141.65	\$6,141.65
	Total	\$6,141.65	\$6,141.65
	Total Remaining to be Drawn	\$0.00	\$0.00
	Percentage Remaining to be Drawn	\$0.00	0.00%
Arbor Youth Services, Inc.	Shelter	\$51,262.75	\$51,262.75
	Homeless Prevention	\$0.00	\$0.00
	Rapid Re-Housing	\$43,835.88	\$43,835.88
	Total	\$95,098.63	\$95,098.63
GreenHouse17, Inc.	Total Remaining to be Drawn	\$0.00	\$0.00
	Percentage Remaining to be Drawn	\$0.00	0.00%
	Shelter	\$44,433.63	\$44,433.63
	Total	\$44,433.63	\$44,433.63
GreenHouse17, Inc.	Total Remaining to be Drawn	\$0.00	\$0.00
	Percentage Remaining to be Drawn	\$0.00	0.00%

LEXINGTON-FAYETTE URBAN COUNTY GOVERNMENT, KY

2021

ESG Subrecipients by Activity Category

Activity Type	Subrecipient
Shelter	Arbor Youth Services, Inc. GreenHouse17, Inc.
Homeless Prevention	Arbor Youth Services, Inc.
Rapid Re-Housing	COMMUNITY ACTION COUNCIL Arbor Youth Services, Inc.
Administration	LEXINGTON-FAYETTE URBAN COUNTY GOVERNMENT

LEXINGTON-FAYETTE URBAN COUNTY GOVERNMENT, KY

2022

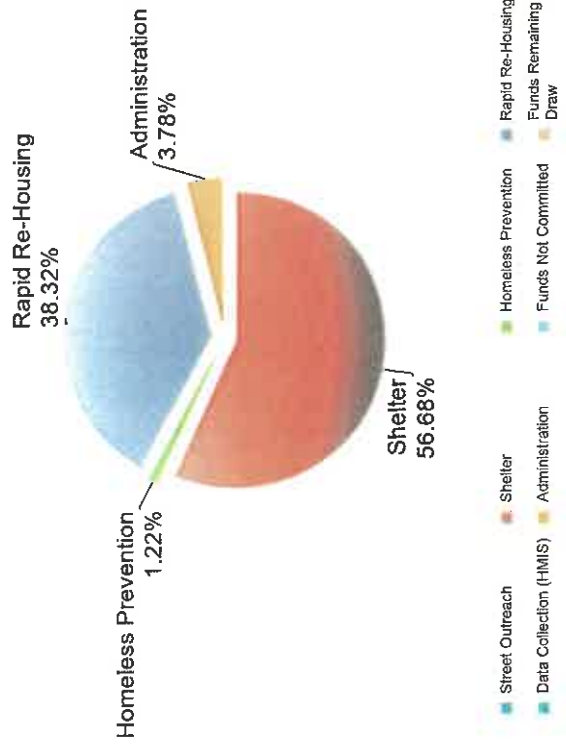
ESG Program Level Summary

Grant Number	Total Grant Amount	Total Funds Committed	Total Funds Available to Commit	% of Grant Funds Not Committed	Grant Funds Drawn	% of Grant Funds Drawn	Available to Draw	% Remaining to Draw
E22MC210004	\$205,119.00	\$205,119.00	\$0.00	0.00%	\$145,498.51	70.93%	\$59,620.49	29.07%

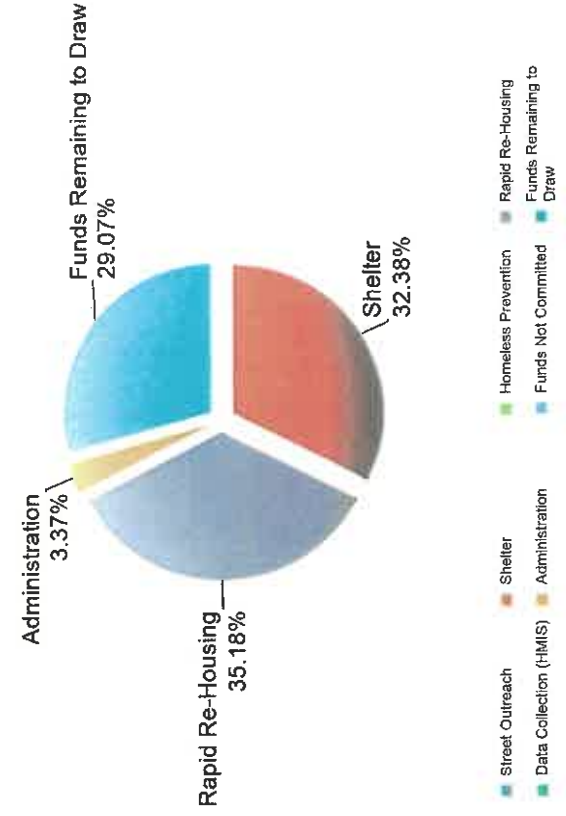
ESG Program Components

Activity Type	Total Committed to Activities	% of Grant Committed	Drawn Amount	% of Grant Drawn
Street Outreach	\$0.00	0.00%	\$0.00	0.00%
Shelter	\$116,254.00	56.68%	\$66,416.99	32.38%
Homeless Prevention	\$2,500.00	1.22%	\$0.00	0.00%
Rapid Re-Housing	\$78,602.00	38.32%	\$72,167.30	35.18%
Data Collection (HMIS)	\$0.00	0.00%	\$0.00	0.00%
Administration	\$7,763.00	3.78%	\$6,914.22	3.37%
Funds Not Committed	\$0.00	0.00%	\$0.00	0.00%
Funds Remaining to Draw	\$0.00	0.00%	\$59,620.49	29.07%
<b>Total</b>	<b>\$205,119.00</b>	<b>100.00%</b>	<b>\$205,119.00</b>	<b>100.00%</b>

Funds Committed



Funds Drawn





LEXINGTON-FAYETTE URBAN COUNTY GOVERNMENT, KY  
 2022

**24-Month Grant Expenditure Deadline**

All of the recipient's grant must be expended for eligible activity costs within 24 months after the date HUD signs the grant agreement with the recipient. Expenditure means either an actual cash disbursement for a direct charge for a good or service or an indirect cost or the accrual of a direct charge for a good or service or an indirect cost. This report uses draws in IDIS to measure expenditures. HUD allocated Fiscal Year 2011 ESG funds in two allocations. For FY2011, this Obligation Date is the date of the first allocation. This report does not list the Obligation Date, does not calculate the Expenditure Deadline, and does not track the Days Remaining for the FY 2011 second allocation.

Grant Amount: \$205,119.00

Grant Number	Draws to Date	HUD Obligation Date	Expenditure Deadline	Days Remaining to Meet Requirement Date	Expenditures Required
E22MC210004	\$145,498.51	08/31/2022	08/31/2024	39	\$59,620.49

**60% Cap on Emergency Shelter and Street Outreach**

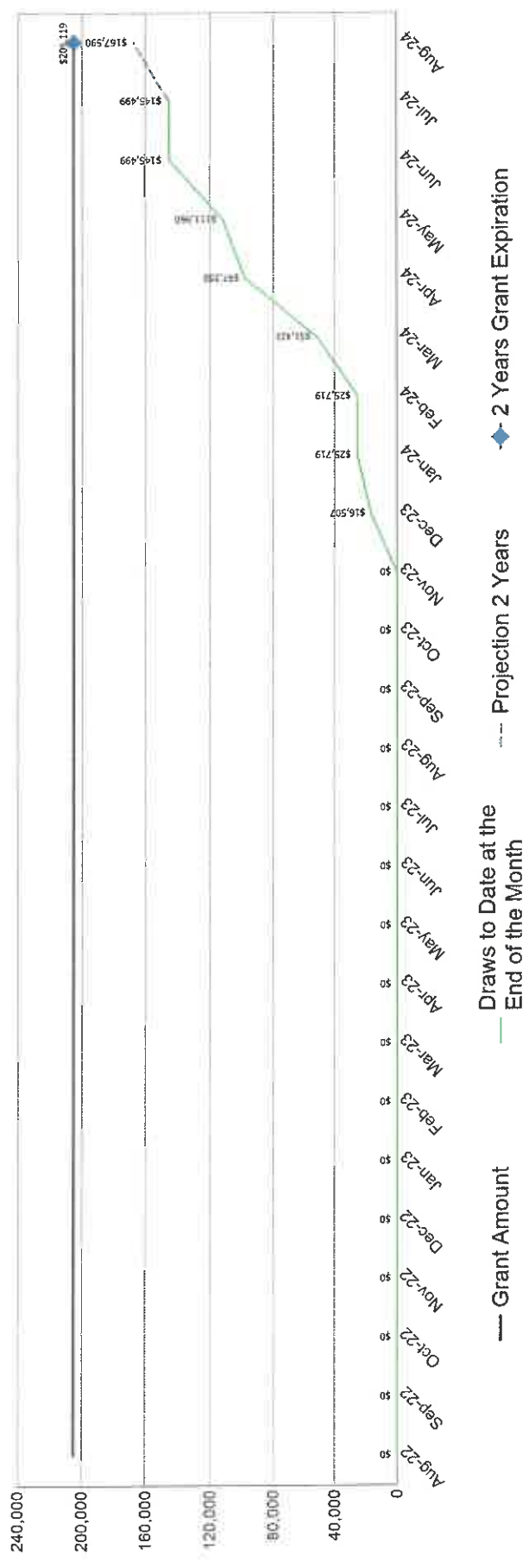
The cap refers to the total amount of the recipient's fiscal year grant, allowed for emergency shelter and street outreach activities, is capped at 60 percent. This amount cannot exceed the greater of: (1) 60% of the overall grant for the year; or, (2) the amount of Fiscal Year 2010 ESG funds committed for homeless assistance activities. (Note: the HESG-CV grants are currently exempt from the 60% funding cap restrictions.)

Amount Committed to Shelter	Amount Committed to Street Outreach	Total Amount Committed to Shelter and Street Outreach	% Committed to Shelter and Street Outreach	2010 Funds Committed to Homeless Assistance Activities	Total Drawn for Shelter and Street Outreach	% Drawn for Shelter and Street Outreach
\$116,254.00	\$0.00	\$116,254.00	56.68%	\$67,513.00	\$66,416.99	32.38%

LEXINGTON-FAYETTE URBAN COUNTY GOVERNMENT, KY  
 2022

**ESG Draws By Month (at the total grant level):**  
 Grant Amount: 205,119.00

**Drawn to Date at End of Month**



**ESG Draws By Quarter (at the total grant level):**

Quarter End Date	Draws for the Quarter	Draws to Date at the End of the Quarter	% Drawn for the Quarter	% Drawn to Date at End of Quarter
09/30/2022	\$0.00	\$0.00	0.00%	0.00%
12/31/2022	\$0.00	\$0.00	0.00%	0.00%
03/31/2023	\$0.00	\$0.00	0.00%	0.00%
06/30/2023	\$0.00	\$0.00	0.00%	0.00%
09/30/2023	\$0.00	\$0.00	0.00%	0.00%
12/31/2023	\$16,507.07	\$16,507.07	8.05%	8.05%
03/31/2024	\$34,914.89	\$51,421.96	17.02%	25.07%
06/30/2024	\$94,076.55	\$145,498.51	45.86%	70.93%
09/30/2024	\$0.00	\$145,498.51	0.00%	70.93%



LEXINGTON-FAYETTE URBAN COUNTY GOVERNMENT, KY  
 2022

**ESG Subrecipient Commitments and Draws by Activity Category :**

Subrecipient	Activity Type	Committed	Drawn
LEXINGTON-FAYETTE URBAN COUNTY GOVERNMENT	Administration	\$7,763.00	\$6,914.22
	Total	\$7,763.00	\$6,914.22
	Total Remaining to be Drawn	\$0.00	\$848.78
	Percentage Remaining to be Drawn	\$0.00	10.93%
Arbor Youth Services, Inc.	Shelter	\$69,627.00	\$28,388.71
	Homeless Prevention	\$2,500.00	\$0.00
	Rapid Re-Housing	\$78,602.00	\$72,167.30
	Total	\$150,729.00	\$100,556.01
Total Remaining to be Drawn	\$0.00	\$50,172.99	
Percentage Remaining to be Drawn	\$0.00	33.29%	
GreenHouse17, Inc.	Shelter	\$46,627.00	\$38,028.28
	Total	\$46,627.00	\$38,028.28
	Total Remaining to be Drawn	\$0.00	\$8,598.72
	Percentage Remaining to be Drawn	\$0.00	18.44%

LEXINGTON-FAYETTE URBAN COUNTY GOVERNMENT, KY

2022

**ESG Subrecipients by Activity Category**

Activity Type	Subrecipient
Shelter	Arbor Youth Services, Inc. GreenHouse17, Inc.
Homeless Prevention	Arbor Youth Services, Inc.
Rapid Re-Housing	Arbor Youth Services, Inc.
Administration	LEXINGTON-FAYETTE URBAN COUNTY GOVERNMENT



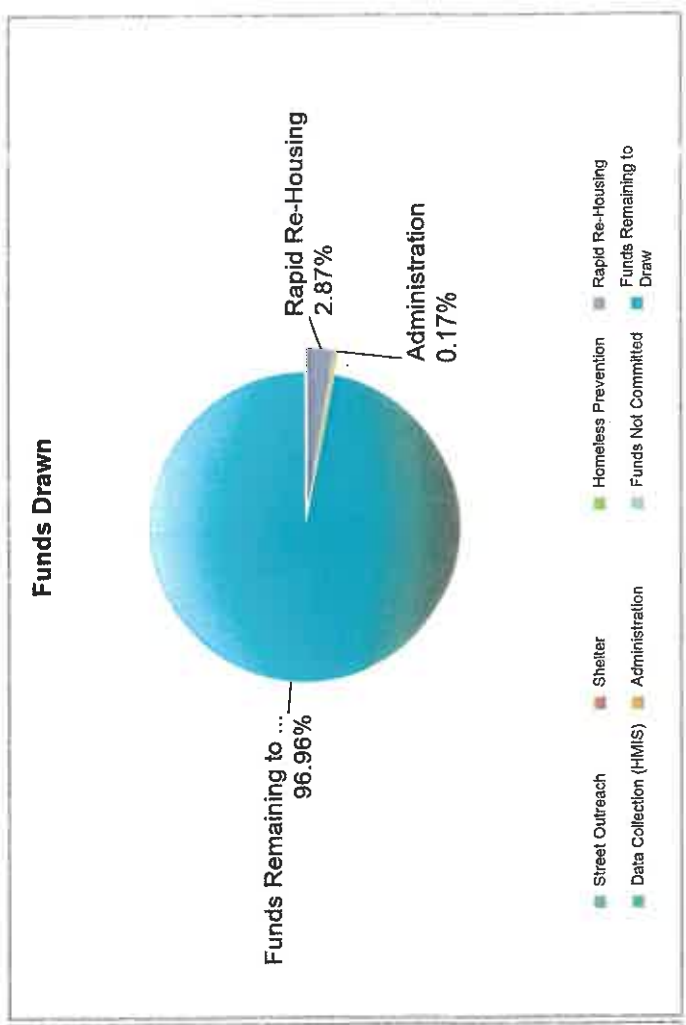
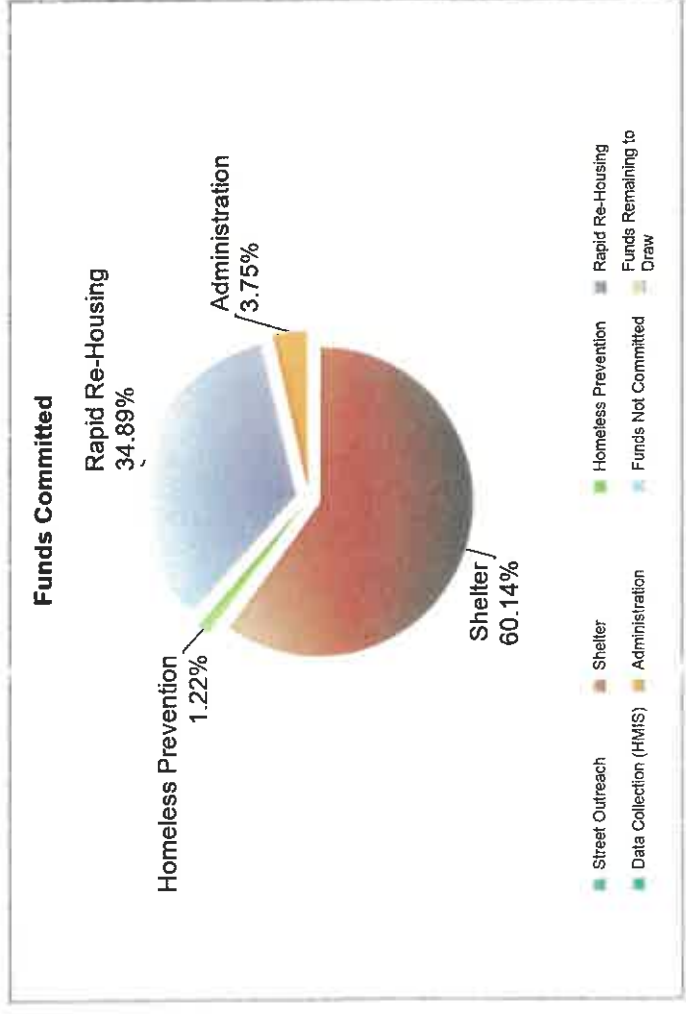
LEXINGTON-FAYETTE URBAN COUNTY GOVERNMENT, KY  
 2023

ESG Program Level Summary

Grant Number	Total Grant Amount	Total Funds Committed	Total Funds Available to Commit	% of Grant Funds Not Committed	Grant Funds Drawn	% of Grant Funds Drawn	Available to Draw	% Remaining to Draw
E23MC210004	\$204,653.00	\$204,653.00	\$0.00	0.00%	\$6,218.65	3.04%	\$198,434.35	96.96%

ESG Program Components

Activity Type	Total Committed to Activities	% of Grant Committed	Drawn Amount	% of Grant Drawn
Street Outreach	\$0.00	0.00%	\$0.00	0.00%
Shelter	\$123,071.00	60.14%	\$0.00	0.00%
Homeless Prevention	\$2,500.00	1.22%	\$0.00	0.00%
Rapid Re-Housing	\$71,408.00	34.89%	\$5,876.00	2.87%
Data Collection (HMIS)	\$0.00	0.00%	\$0.00	0.00%
Administration	\$7,674.00	3.75%	\$342.65	0.17%
Funds Not Committed	\$0.00	0.00%	\$0.00	0.00%
Funds Remaining to Draw	\$0.00	0.00%	\$198,434.35	96.96%
<b>Total</b>	<b>\$204,653.00</b>	<b>100.00%</b>	<b>\$204,653.00</b>	<b>100.00%</b>



- Street Outreach
- Data Collection (HMIS)
- Shelter
- Administration
- Homeless Prevention
- Funds Not Committed
- Rapid Re-Housing
- Funds Remaining to Draw

LEXINGTON-FAYETTE URBAN COUNTY GOVERNMENT, KY

2023

**24-Month Grant Expenditure Deadline**

All of the recipient's grant must be expended for eligible activity costs within 24 months after the date HUD signs the grant agreement with the recipient. Expenditure means either an actual cash disbursement for a direct charge for a good or service or an indirect cost or the accrual of a direct charge for a good or service or an indirect cost. This report uses draws in IDIS to measure expenditures. HUD allocated Fiscal Year 2011 ESG funds in two allocations. For FY2011, this Obligation Date is the date of the first allocation. This report does not list the Obligation Date, does not calculate the Expenditure Deadline, and does not track the Days Remaining for the FY 2011 second allocation.

**Grant Amount:** \$204,653.00

Grant Number	Draws to Date	HUD Obligation Date	Expenditure Deadline	Days Remaining to Meet Requirement Date	Expenditures Required
E23MC210004	\$6,218.65	08/16/2023	08/16/2025	340	\$198,434.35

**60% Cap on Emergency Shelter and Street Outreach**

The cap refers to the total amount of the recipient's fiscal year grant, allowed for emergency shelter and street outreach activities, is capped at 60 percent. This amount cannot exceed the greater of: (1) 60% of the overall grant for the year; or, (2) the amount of Fiscal Year 2010 ESG funds committed for homeless assistance activities. (Note: the HESG-CV grants are currently exempt from the 60% funding cap restrictions.)

Amount Committed to Shelter	Amount Committed to Street Outreach	Total Amount Committed to Shelter and Street Outreach	% Committed to Shelter and Street Outreach	2010 Funds Committed to Homeless Assistance Activities	Total Drawn for Shelter and Street Outreach	% Drawn for Shelter and Street Outreach
\$123,071.00	\$0.00	\$123,071.00	60.14%	\$67,513.00	\$0.00	0.00%

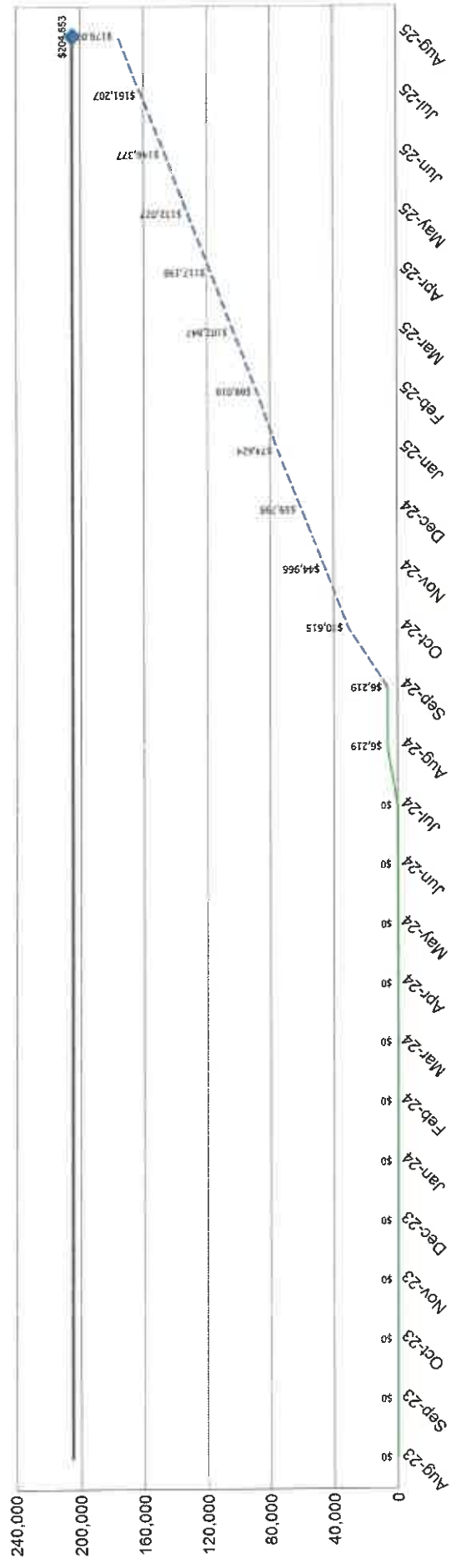
LEXINGTON-FAYETTE URBAN COUNTY GOVERNMENT, KY

2023

ESG Draws By Month (at the total grant level):

Grant Amount: 204,653.00

Drawn to Date at End of Month



— Grant Amount  
 --- Projection 2 Years  
 ◆ 2 Years Grant Expiration

ESG Draws By Quarter (at the total grant level):

Quarter End Date	Draws for the Quarter	Draws to Date at the End of the Quarter	% Drawn for the Quarter	% Drawn to Date at End of Quarter
09/30/2023	\$0.00	\$0.00	0.00%	0.00%
12/31/2023	\$0.00	\$0.00	0.00%	0.00%
03/31/2024	\$0.00	\$0.00	0.00%	0.00%
06/30/2024	\$0.00	\$0.00	0.00%	0.00%
09/30/2024	\$6,218.65	\$6,218.65	3.04%	3.04%

LEXINGTON-FAYETTE URBAN COUNTY GOVERNMENT, KY  
 2023

ESG Subrecipient Commitments and Draws by Activity Category :

Subrecipient	Activity Type	Committed	Drawn
LEXINGTON-FAYETTE URBAN COUNTY GOVERNMENT	Rapid Re-Housing	\$71,408.00	\$5,876.00
	Administration	\$7,674.00	\$342.65
	Total	\$79,082.00	\$6,218.65
	Total Remaining to be Drawn	\$0.00	\$72,863.35
	Percentage Remaining to be Drawn	\$0.00	92.14%
	Shelter	\$73,071.00	\$0.00
	Homeless Prevention	\$2,500.00	\$0.00
	Total	\$75,571.00	\$0.00
	Total Remaining to be Drawn	\$0.00	\$75,571.00
	Percentage Remaining to be Drawn	\$0.00	100.00%
Arbor Youth Services, Inc.	Shelter	\$50,000.00	\$0.00
	Total	\$50,000.00	\$0.00
GreenHouse17, Inc.	Total Remaining to be Drawn	\$0.00	\$50,000.00
	Percentage Remaining to be Drawn	\$0.00	100.00%

LEXINGTON-FAYETTE URBAN COUNTY GOVERNMENT, KY

2023

ESG Subrecipients by Activity Category

Activity Type	Subrecipient
Shelter	Arbor Youth Services, Inc. GreenHouse17, Inc.
Homeless Prevention Rapid Re-Housing Administration	Arbor Youth Services, Inc. LEXINGTON-FAYETTE URBAN COUNTY GOVERNMENT LEXINGTON-FAYETTE URBAN COUNTY GOVERNMENT



**PART I: SUMMARY OF CDBG RESOURCES**

01 UNEXPENDED CDBG FUNDS AT END OF PREVIOUS PROGRAM YEAR	4,175,012.89
02 ENTITLEMENT GRANT	2,340,927.00
03 SURPLUS URBAN RENEWAL	0.00
04 SECTION 108 GUARANTEED LOAN FUNDS	0.00
05 CURRENT YEAR PROGRAM INCOME	124,571.63
05a CURRENT YEAR SECTION 108 PROGRAM INCOME (FOR SI TYPE)	724,042.32
06 FUNDS RETURNED TO THE LINE-OF-CREDIT	0.00
06a FUNDS RETURNED TO THE LOCAL CDBG ACCOUNT	0.00
07 ADJUSTMENT TO COMPUTE TOTAL AVAILABLE	0.00
08 TOTAL AVAILABLE (SUM, LINES 01-07)	7,364,553.84

**PART II: SUMMARY OF CDBG EXPENDITURES**

09 DISBURSEMENTS OTHER THAN SECTION 108 REPAYMENTS AND PLANNING/ADMINISTRATION	2,392,650.17
10 ADJUSTMENT TO COMPUTE TOTAL AMOUNT SUBJECT TO LOW/MOD BENEFIT	0.00
11 AMOUNT SUBJECT TO LOW/MOD BENEFIT (LINE 09 + LINE 10)	2,392,650.17
12 DISBURSED IN IDIS FOR PLANNING/ADMINISTRATION	353,959.71
13 DISBURSED IN IDIS FOR SECTION 108 REPAYMENTS	0.00
14 ADJUSTMENT TO COMPUTE TOTAL EXPENDITURES	0.00
15 TOTAL EXPENDITURES (SUM, LINES 11-14)	2,746,609.88
16 UNEXPENDED BALANCE (LINE 08 - LINE 15)	4,617,943.96

**PART III: LOWMOD BENEFIT THIS REPORTING PERIOD**

17 EXPENDED FOR LOW/MOD HOUSING IN SPECIAL AREAS	0.00
18 EXPENDED FOR LOW/MOD MULTI-UNIT HOUSING	0.00
19 DISBURSED FOR OTHER LOW/MOD ACTIVITIES	2,392,650.17
20 ADJUSTMENT TO COMPUTE TOTAL LOW/MOD CREDIT	0.00
21 TOTAL LOW/MOD CREDIT (SUM, LINES 17-20)	2,392,650.17
22 PERCENT LOW/MOD CREDIT (LINE 21/LINE 11)	100.00%

**LOW/MOD BENEFIT FOR MULTI-YEAR CERTIFICATIONS**

23 PROGRAM YEARS(PY) COVERED IN CERTIFICATION  
 24 CUMULATIVE NET EXPENDITURES SUBJECT TO LOW/MOD BENEFIT CALCULATION  
 25 CUMULATIVE EXPENDITURES BENEFITTING LOW/MOD PERSONS  
 26 PERCENT BENEFIT TO LOW/MOD PERSONS (LINE 25/LINE 24)

PY: PY: PY:  
 0.00  
 0.00  
 0.00%

**PART IV: PUBLIC SERVICE (PS) CAP CALCULATIONS**  
 27 DISBURSED IN IDIS FOR PUBLIC SERVICES  
 28 PS UNLIQUIDATED OBLIGATIONS AT END OF CURRENT PROGRAM YEAR  
 29 PS UNLIQUIDATED OBLIGATIONS AT END OF PREVIOUS PROGRAM YEAR  
 30 ADJUSTMENT TO COMPUTE TOTAL PS OBLIGATIONS  
 31 TOTAL PS OBLIGATIONS (LINE 27 + LINE 28 - LINE 29 + LINE 30)

257,748.45  
 0.00  
 175,606.40  
 112,750.72  
 194,892.77  
 2,340,927.00  
 297,796.02

32 ENTITLEMENT GRANT  
 33 PRIOR YEAR PROGRAM INCOME  
 34 ADJUSTMENT TO COMPUTE TOTAL SUBJECT TO PS CAP  
 35 TOTAL SUBJECT TO PS CAP (SUM, LINES 32-34)  
 36 PERCENT FUNDS OBLIGATED FOR PS ACTIVITIES (LINE 31/LINE 35)

0.00  
 2,638,723.02  
 7.39%

**PART V: PLANNING AND ADMINISTRATION (PA) CAP**  
 37 DISBURSED IN IDIS FOR PLANNING/ADMINISTRATION  
 38 PA UNLIQUIDATED OBLIGATIONS AT END OF CURRENT PROGRAM YEAR  
 39 PA UNLIQUIDATED OBLIGATIONS AT END OF PREVIOUS PROGRAM YEAR  
 40 ADJUSTMENT TO COMPUTE TOTAL PA OBLIGATIONS  
 41 TOTAL PA OBLIGATIONS (LINE 37 + LINE 38 - LINE 39 +LINE 40)

353,959.71  
 70,349.41  
 82,491.82  
 0.00  
 341,817.30  
 2,340,927.00

42 ENTITLEMENT GRANT  
 43 CURRENT YEAR PROGRAM INCOME  
 44 ADJUSTMENT TO COMPUTE TOTAL SUBJECT TO PA CAP  
 45 TOTAL SUBJECT TO PA CAP (SUM, LINES 42-44)  
 46 PERCENT FUNDS OBLIGATED FOR PA ACTIVITIES (LINE 41/LINE 45)

848,613.95  
 0.00  
 3,189,540.95  
 10.72%

**LINE 19 DETAIL: ACTIVITIES INCLUDED IN THE COMPUTATION OF LINE 19**

Plan Year	IDIS Project	IDIS Activity	Voucher Number	Activity Name	Matrix Code	National Objective	Drawn Amount
2021	9	3406	6849422	KIRKLEVINGTON PARK	03F	LMA	\$23,824.00
2021	9	3406	6854717	KIRKLEVINGTON PARK	03F	LMA	\$3,273.71
2018	11	3259	6825244	MEADOWS/NORTHLAND/ARLINGTON	<b>03F</b>	<b>Matrix Code 1</b>	<b>\$27,097.71</b>
2020	31	3367	6825244	MEADOWS/NORTHLAND/ARLINGTON	03K	LMA	\$3,455.00
2021	3	3389	6825244	MEADOWS/NORTHLAND/ARLINGTON	03K	LMA	\$4,545.00
2021	3	3389	6882984	MEADOWS/NORTHLAND/ARLINGTON	03K	LMA	\$281,493.44
2021	3	3389	6892450	MEADOWS/NORTHLAND/ARLINGTON	03K	LMA	\$34,577.72
						LMA	\$93,105.65

2021	3	3389	6894768	MEADOWS/NORTHLAND/ARLINGTON	03K	LMA	\$196,334.76
2022	13	3427	6882984	MEADOWS/NORTHLAND/ARLINGTON	03K	LMA	\$83,070.56
2022	13	3427	6894768	MEADOWS/NORTHLAND/ARLINGTON	03K	LMA	\$267,659.41
2022	13	3427	6931671	MEADOWS/NORTHLAND/ARLINGTON	03K	LMA	\$193,465.55
2023	3	3455	6882984	MEADOWS/NORTHLAND/ARLINGTON	03K	LMA	\$164,365.00
2021	4	3418	6825244	SIDEWALK REPAIRS	<b>03K</b>	<b>Matrix Code  </b>	<b>\$1,322,072.09</b>
2021	4	3418	6882984	SIDEWALK REPAIRS	03L	LMC	\$864.00
2022	18	3438	6831620	New Beginnings Housing Navigator	03L	LMC	\$2,894.00
2022	18	3438	6854717	New Beginnings Housing Navigator	<b>03L</b>	<b>Matrix Code  </b>	<b>\$3,758.00</b>
2022	18	3438	6882984	New Beginnings Housing Navigator	05B	LMC	\$9,576.32
2022	18	3438	6892450	New Beginnings Housing Navigator	05B	LMC	\$6,781.53
2022	18	3438	6894768	New Beginnings Housing Navigator	05B	LMC	\$10,967.80
2022	18	3438	6914465	New Beginnings Housing Navigator	05B	LMC	\$3,515.64
2022	19	3441	6882984	READING SERVICE	05B	LMC	\$6,566.12
2022	19	3441	6894768	READING SERVICE	05B	LMC	\$1,822.05
2023	9	3467	6914465	New Beginnings Housing Navigator	05B	LMC	\$12,895.22
2021	10	3388	6831620	PAL	05B	LMC	\$7,045.20
2021	10	3388	6849422	PAL	05B	LMC	\$1,571.18
2021	10	3388	6854717	PAL	<b>05B</b>	<b>Matrix Code  </b>	<b>\$60,741.06</b>
2021	10	3388	6882984	PAL	05D	LMC	\$1,400.00
2021	10	3388	6892450	PAL	05D	LMC	\$10,269.22
2021	10	3394	6825244	CARNEGIE YOUTH MEETING AUTHORS	05D	LMC	\$5,485.00
2021	10	3394	6849422	CARNEGIE YOUTH MEETING AUTHORS	05D	LMC	\$1,470.00
2021	10	3394	6882984	CARNEGIE YOUTH MEETING AUTHORS	05D	LMC	\$2,251.25
2021	10	3404	6849422	EXPLORIUM	05D	LMC	\$2,063.65
2021	10	3404	6854717	EXPLORIUM	05D	LMC	\$670.00
2021	10	3404	6882984	EXPLORIUM	05D	LMC	\$5,296.89
2022	16	3436	6825244	ARBOR YOUTH SERVICES	05D	LMC	\$5,760.35
2022	16	3436	6831620	ARBOR YOUTH SERVICES	05D	LMC	\$4,804.91
2022	16	3436	6854717	ARBOR YOUTH SERVICES	05D	LMC	\$1,115.72
2022	16	3448	6882984	PAL	05D	LMC	\$5,699.60
2022	16	3448	6892450	PAL	05D	LMC	\$11,659.61
2022	16	3448	6894768	PAL	05D	LMC	\$8,534.21
2022	16	3448	6902532	PAL	05D	LMC	\$475.00
2022	16	3448	6914465	PAL	05D	LMC	\$1,855.65
2022	16	3448	6915399	PAL	05D	LMC	\$1,238.85
2022	16	3448			05D	LMC	\$315.00
2022	16	3448			05D	LMC	\$2,474.00
2022	16	3448			05D	LMC	\$98.40



2022	16	3448	6931671	PAL	05D	LMC	\$4,718.00
2023	8	3464	6882984	ARBOR YOUTH SERVICES	05D	LMC	\$20,757.98
2023	8	3464	6892450	ARBOR YOUTH SERVICES	05D	LMC	\$9,046.62
2023	8	3464	6894768	ARBOR YOUTH SERVICES	05D	LMC	\$5,360.15
2023	8	3464	6915399	ARBOR YOUTH SERVICES	05D	LMC	\$3,193.31
2023	8	3465	6882984	REPAIRERS	05D	LMC	\$9,773.48
2023	8	3465	6894768	REPAIRERS	05D	LMC	\$5,463.24
2023	8	3465	6915399	REPAIRERS	05D	LMC	\$4,763.28
					<b>05D</b>	<b>Matrix Code  </b>	<b>\$136,013.37</b>
2022	2	3449	6854717	ST JAMES CASE MANAGER	05X	LMC	\$4,780.07
2022	2	3449	6882984	ST JAMES CASE MANAGER	05X	LMC	\$11,645.93
2022	2	3449	6882988	ST JAMES CASE MANAGER	05X	LMC	\$2,298.08
2022	2	3449	6892450	ST JAMES CASE MANAGER	05X	LMC	\$4,703.91
2022	2	3449	6894768	ST JAMES CASE MANAGER	05X	LMC	\$4,698.90
2022	2	3449	6914465	ST JAMES CASE MANAGER	05X	LMC	\$4,703.87
2022	2	3449	6915399	ST JAMES CASE MANAGER	05X	LMC	\$4,703.87
2022	2	3449	6931671	ST JAMES CASE MANAGER	05X	LMC	\$3,548.90
					<b>05X</b>	<b>Matrix Code  </b>	<b>\$41,083.53</b>
2023	11	3468	6915399	Moveable Feast	05Z	LMC	\$19,910.49
					<b>05Z</b>	<b>Matrix Code  </b>	<b>\$19,910.49</b>
2017	11	3160	6914465	EMERGENCY HOUSING REHAB	14A	LMH	\$9,737.23
2019	4	3287	6882984	CDBG HOUSING REHABILITATION PROGRAM	14A	LMH	\$3,858.50
2020	26	3339	6801677	CDBG HOUSING REHABILITATION PROGRAM	14A	LMH	\$9,921.95
2022	4	3439	6854717	CDBG HOUSING REHABILITATION PROGRAM	14A	LMH	\$22,225.00
2022	17	3437	6801677	EMERGENCY HOUSING REHAB	14A	LMH	\$9,350.00
2022	17	3437	6825244	EMERGENCY HOUSING REHAB	14A	LMH	\$17,275.00
2022	17	3437	6831620	EMERGENCY HOUSING REHAB	14A	LMH	\$19,301.00
2022	17	3437	6849422	EMERGENCY HOUSING REHAB	14A	LMH	\$37,506.46
2022	17	3437	6854717	EMERGENCY HOUSING REHAB	14A	LMH	\$6,200.00
2022	17	3437	6882984	EMERGENCY HOUSING REHAB	14A	LMH	\$15,951.54
2022	17	3437	6892450	EMERGENCY HOUSING REHAB	14A	LMH	\$5,920.00
2022	17	3437	6914465	EMERGENCY HOUSING REHAB	14A	LMH	\$8,500.00
2023	5	3458	6882984	CDBG HOUSING REHABILITATION PROGRAM	14A	LMH	\$45,348.86
2023	5	3458	6902532	CDBG HOUSING REHABILITATION PROGRAM	14A	LMH	\$8,120.89
2023	5	3458	6914465	CDBG HOUSING REHABILITATION PROGRAM	14A	LMH	\$4,394.28
2023	5	3458	6915399	CDBG HOUSING REHABILITATION PROGRAM	14A	LMH	\$5,676.72
2023	6	3459	6854717	EMERGENCY HOUSING REHAB	14A	LMH	\$13,950.00
2023	6	3459	6882984	EMERGENCY HOUSING REHAB	14A	LMH	\$23,384.46
2023	6	3459	6892450	EMERGENCY HOUSING REHAB	14A	LMH	\$15,425.00

2023	6	3459	6894768	EMERGENCY HOUSING REHAB	14A	LMH	\$24,183.66
2023	6	3459	6914465	EMERGENCY HOUSING REHAB	14A	LMH	\$16,537.77
					<b>14A</b>	<b>Matrix Code</b>	<b>\$322,768.32</b>
2018	13	3231	6801677	HOUSING REHABILITATION OPERATIONS	14H	LMH	\$875.00
2018	13	3231	6825244	HOUSING REHABILITATION OPERATIONS	14H	LMH	\$985.00
2018	13	3231	6831620	HOUSING REHABILITATION OPERATIONS	14H	LMH	\$161.00
2018	13	3231	6849422	HOUSING REHABILITATION OPERATIONS	14H	LMH	\$555.91
2018	13	3231	6854717	HOUSING REHABILITATION OPERATIONS	14H	LMH	\$175.00
2018	13	3231	6882984	HOUSING REHABILITATION OPERATIONS	14H	LMH	\$7,620.50
2018	13	3231	6892450	HOUSING REHABILITATION OPERATIONS	14H	LMH	\$6.21
2018	13	3231	6894768	HOUSING REHABILITATION OPERATIONS	14H	LMH	\$749.99
2018	13	3231	6902532	HOUSING REHABILITATION OPERATIONS	14H	LMH	\$24.09
2018	13	3231	6914465	HOUSING REHABILITATION OPERATIONS	14H	LMH	\$235.00
2018	13	3231	6915399	HOUSING REHABILITATION OPERATIONS	14H	LMH	\$2,317.50
2018	13	3231	6931671	HOUSING REHABILITATION OPERATIONS	14H	LMH	\$150.00
2019	5	3284	6801677	HOUSING REHABILITATION OPERATIONS	14H	LMH	\$65.72
2019	5	3284	6825244	HOUSING REHABILITATION OPERATIONS	14H	LMH	\$1,076.00
2019	5	3284	6831620	HOUSING REHABILITATION OPERATIONS	14H	LMH	\$3,787.00
2019	5	3284	6849422	HOUSING REHABILITATION OPERATIONS	14H	LMH	\$733.61
2019	5	3284	6882984	HOUSING REHABILITATION OPERATIONS	14H	LMH	\$1,045.00
2019	5	3284	6892450	HOUSING REHABILITATION OPERATIONS	14H	LMH	\$468.25
2019	5	3284	6894768	HOUSING REHABILITATION OPERATIONS	14H	LMH	\$175.00
2019	5	3284	6914465	HOUSING REHABILITATION OPERATIONS	14H	LMH	\$1,944.00
2019	5	3284	6915399	HOUSING REHABILITATION OPERATIONS	14H	LMH	\$1,059.00
2019	5	3284	6931671	HOUSING REHABILITATION OPERATIONS	14H	LMH	\$270.00
2020	27	3341	6801677	HOUSING REHABILITATION OPERATIONS	14H	LMH	\$625.00
2020	27	3341	6831620	HOUSING REHABILITATION OPERATIONS	14H	LMH	\$692.00
2020	27	3341	6882984	HOUSING REHABILITATION OPERATIONS	14H	LMH	\$375.00
2020	27	3341	6914465	HOUSING REHABILITATION OPERATIONS	14H	LMH	\$278.53
2021	5	3387	6801677	HOUSING REHABILITATION OPERATIONS	14H	LMH	\$1,644.64
2021	5	3387	6825244	HOUSING REHABILITATION OPERATIONS	14H	LMH	\$114.48
2021	5	3387	6831620	HOUSING REHABILITATION OPERATIONS	14H	LMH	\$951.57
2021	5	3387	6849422	HOUSING REHABILITATION OPERATIONS	14H	LMH	\$402.11
2021	5	3387	6882984	HOUSING REHABILITATION OPERATIONS	14H	LMH	\$541.60
2021	5	3387	6892450	HOUSING REHABILITATION OPERATIONS	14H	LMH	\$163.00
2021	5	3387	6914465	HOUSING REHABILITATION OPERATIONS	14H	LMH	\$246.59
2022	12	3422	6801677	HOUSING REHABILITATION OPERATIONS	14H	LMH	\$14,733.57
2022	12	3422	6825244	HOUSING REHABILITATION OPERATIONS	14H	LMH	\$29,082.00
2022	12	3422	6831620	HOUSING REHABILITATION OPERATIONS	14H	LMH	\$30,013.67

2022	12	3422	6849422	HOUSING REHABILITATION OPERATIONS	14H	LMH	\$13,221.20
2022	12	3422	6854717	HOUSING REHABILITATION OPERATIONS	14H	LMH	\$13,709.63
2022	12	3422	6882984	HOUSING REHABILITATION OPERATIONS	14H	LMH	\$49,014.80
2022	12	3422	6892450	HOUSING REHABILITATION OPERATIONS	14H	LMH	\$28,449.32
2022	12	3422	6894768	HOUSING REHABILITATION OPERATIONS	14H	LMH	\$7,371.05
2022	12	3422	6902532	HOUSING REHABILITATION OPERATIONS	14H	LMH	\$2,110.76
2022	12	3422	6914465	HOUSING REHABILITATION OPERATIONS	14H	LMH	\$805.05
2023	4	3453	6831620	HOUSING REHABILITATION OPERATIONS	14H	LMH	\$7,833.31
2023	4	3453	6849422	HOUSING REHABILITATION OPERATIONS	14H	LMH	\$13,793.75
2023	4	3453	6854717	HOUSING REHABILITATION OPERATIONS	14H	LMH	\$13,068.49
2023	4	3453	6882984	HOUSING REHABILITATION OPERATIONS	14H	LMH	\$38,147.94
2023	4	3453	6892450	HOUSING REHABILITATION OPERATIONS	14H	LMH	\$52,081.57
2023	4	3453	6894768	HOUSING REHABILITATION OPERATIONS	14H	LMH	\$18,671.44
2023	4	3453	6902532	HOUSING REHABILITATION OPERATIONS	14H	LMH	\$5,355.13
2023	4	3453	6914465	HOUSING REHABILITATION OPERATIONS	14H	LMH	\$33,647.80
2023	4	3453	6915399	HOUSING REHABILITATION OPERATIONS	14H	LMH	\$18,002.61
2023	4	3453	6931671	HOUSING REHABILITATION OPERATIONS	14H	LMH	\$32,166.81
2023	4	3453	6943218	HOUSING REHABILITATION OPERATIONS	14H	LMH	\$7,412.40
<b>Total</b>					<b>14H</b>	<b>Matrix Code</b>	<b>\$459,205.60</b>
							<b>\$2,392,650.17</b>

**LINE 27 DETAIL: ACTIVITIES INCLUDED IN THE COMPUTATION OF LINE 27**

Plan Year	IDIS Project	IDIS Activity	Voucher Number	Activity to prevent, PREPARE for	Activity Name	Grant Number	Fund Type	Matrix Code	National Objective	Drawn Amount
2022	18	3438	6831620	No	New Beginnings Housing Navigator	B22MC210004	EN	05B	LMC	\$9,576.32
2022	18	3438	6854717	No	New Beginnings Housing Navigator	B22MC210004	EN	05B	LMC	\$6,781.53
2022	18	3438	6882984	No	New Beginnings Housing Navigator	B22MC210004	EN	05B	LMC	\$10,967.80
2022	18	3438	6892450	No	New Beginnings Housing Navigator	B22MC210004	EN	05B	LMC	\$3,515.64
2022	18	3438	6894768	No	New Beginnings Housing Navigator	B22MC210004	EN	05B	LMC	\$6,566.12
2022	18	3438	6914465	No	New Beginnings Housing Navigator	B22MC210004	EN	05B	LMC	\$1,822.05
2022	19	3441	6882984	No	READING SERVICE	B22MC210004	EN	05B	LMC	\$12,895.22
2022	19	3441	6894768	No	READING SERVICE	B22MC210004	EN	05B	LMC	\$7,045.20
2023	9	3467	6914465	No	New Beginnings Housing Navigator	B23MC210004	EN	05B	LMC	\$1,571.18
2021	10	3388	6831620	No	PAL	B21MC210004	EN	<b>05B</b>	<b>Matrix Code</b>	<b>\$60,741.06</b>
2021	10	3388	6849422	No	PAL	B21MC210004	EN	05D	LMC	\$1,400.00
2021	10	3388	6854717	No	PAL	B21MC210004	EN	05D	LMC	\$10,269.22
2021	10	3388	6882984	No	PAL	B21MC210004	EN	05D	LMC	\$5,485.00
2021	10	3388		No	PAL	B21MC210004	EN	05D	LMC	\$1,470.00

2021	10	3388	6892450	No	PAL	B21MC210004	EN	05D	LMC	\$2,251.25
2021	10	3394	6825244	No	CARNEGIE YOUTH MEETING AUTHORS	B21MC210004	EN	05D	LMC	\$2,063.65
2021	10	3394	6849422	No	CARNEGIE YOUTH MEETING AUTHORS	B21MC210004	EN	05D	LMC	\$670.00
2021	10	3394	6882984	No	CARNEGIE YOUTH MEETING AUTHORS	B21MC210004	EN	05D	LMC	\$5,296.89
2021	10	3404	6849422	No	EXPLORIUM	B21MC210004	EN	05D	LMC	\$5,760.35
2021	10	3404	6854717	No	EXPLORIUM	B21MC210004	EN	05D	LMC	\$4,804.91
2021	10	3404	6882984	No	EXPLORIUM	B21MC210004	EN	05D	LMC	\$1,115.72
2022	16	3436	6825244	No	ARBOR YOUTH SERVICES	B22MC210004	EN	05D	LMC	\$5,699.60
2022	16	3436	6831620	No	ARBOR YOUTH SERVICES	B22MC210004	EN	05D	LMC	\$11,659.61
2022	16	3436	6854717	No	ARBOR YOUTH SERVICES	B22MC210004	EN	05D	LMC	\$8,534.21
2022	16	3448	6882984	No	PAL	B22MC210004	EN	05D	LMC	\$475.00
2022	16	3448	6892450	No	PAL	B22MC210004	EN	05D	LMC	\$1,855.65
2022	16	3448	6894768	No	PAL	B22MC210004	EN	05D	LMC	\$1,238.85
2022	16	3448	6902532	No	PAL	B22MC210004	EN	05D	LMC	\$315.00
2022	16	3448	6914465	No	PAL	B22MC210004	EN	05D	LMC	\$2,474.00
2022	16	3448	6915399	No	PAL	B22MC210004	EN	05D	LMC	\$98.40
2022	16	3448	6931671	No	PAL	B22MC210004	EN	05D	LMC	\$4,718.00
2023	8	3464	6882984	No	ARBOR YOUTH SERVICES	B23MC210004	EN	05D	LMC	\$20,757.98
2023	8	3464	6892450	No	ARBOR YOUTH SERVICES	B23MC210004	EN	05D	LMC	\$9,046.62
2023	8	3464	6894768	No	ARBOR YOUTH SERVICES	B23MC210004	EN	05D	LMC	\$5,360.15
2023	8	3464	6915399	No	ARBOR YOUTH SERVICES	B23MC210004	EN	05D	LMC	\$3,193.31
2023	8	3465	6882984	No	REPAIRERS	B23MC210004	EN	05D	LMC	\$9,773.48
2023	8	3465	6894768	No	REPAIRERS	B23MC210004	EN	05D	LMC	\$5,463.24
2023	8	3465	6915399	No	REPAIRERS	B23MC210004	EN	05D	LMC	\$4,763.28
								<b>05D</b>	<b>Matrix Code</b>	<b>\$136,013.37</b>
2022	2	3449	6854717	No	ST JAMES CASE MANAGER	B22MC210004	EN	05X	LMC	\$4,780.07
2022	2	3449	6882984	No	ST JAMES CASE MANAGER	B22MC210004	EN	05X	LMC	\$11,645.93
2022	2	3449	6882988	No	ST JAMES CASE MANAGER	B22MC210004	EN	05X	LMC	\$2,298.08
2022	2	3449	6892450	No	ST JAMES CASE MANAGER	B22MC210004	EN	05X	LMC	\$4,703.91
2022	2	3449	6894768	No	ST JAMES CASE MANAGER	B22MC210004	EN	05X	LMC	\$4,698.90
2022	2	3449	6914465	No	ST JAMES CASE MANAGER	B22MC210004	EN	05X	LMC	\$4,703.87
2022	2	3449	6915399	No	ST JAMES CASE MANAGER	B22MC210004	EN	05X	LMC	\$4,703.87
2022	2	3449	6931671	No	ST JAMES CASE MANAGER	B22MC210004	EN	05X	LMC	\$3,548.90
								<b>05X</b>	<b>Matrix Code</b>	<b>\$41,083.53</b>
2023	11	3468	6915399	No	Moveable Feast	B23MC210004	EN	05Z	LMC	\$19,910.49
								<b>05Z</b>	<b>Matrix Code</b>	<b>\$19,910.49</b>
<b>Total</b>				<b>No</b>	<b>Activity to prevent, prepare for, and respond to Coronavirus</b>					<b>\$257,748.45</b>
										<b>\$257,748.45</b>

**LINE 37 DETAIL: ACTIVITIES INCLUDED IN THE COMPUTATION OF LINE 37**

<b>Plan Year</b>	<b>IDIS Project</b>	<b>IDIS Activity</b>	<b>Voucher Number</b>	<b>Activity Name</b>	<b>Matrix Code</b>	<b>National Objective</b>	<b>Drawn Amount</b>
2017	16	3145	6801677	ADMINISTRATION	21A		\$39.88
2017	16	3145	6831620	ADMINISTRATION	21A		\$2,638.00
2017	16	3145	6854717	ADMINISTRATION	21A		\$1,532.20
2017	16	3145	6882984	ADMINISTRATION	21A		\$126.82
2018	20	3230	6849422	ADMINISTRATION	21A		\$30.07
2019	11	3282	6801677	ADMINISTRATION	21A		\$314.73
2019	11	3282	6825244	ADMINISTRATION	21A		\$3,174.84
2019	11	3282	6831620	ADMINISTRATION	21A		\$6,286.47
2019	11	3282	6882984	ADMINISTRATION	21A		\$5,389.26
2019	11	3282	6892450	ADMINISTRATION	21A		\$116.34
2020	34	3340	6801677	ADMINISTRATION	21A		\$75.05
2020	34	3340	6825244	ADMINISTRATION	21A		\$1,833.41
2020	34	3340	6831620	ADMINISTRATION	21A		\$75.05
2020	34	3340	6849422	ADMINISTRATION	21A		\$105.61
2020	34	3340	6854717	ADMINISTRATION	21A		\$92.91
2020	34	3340	6882984	ADMINISTRATION	21A		\$1,126.49
2020	34	3340	6892450	ADMINISTRATION	21A		\$4,599.63
2020	34	3340	6894768	ADMINISTRATION	21A		\$3,241.30
2020	34	3340	6902532	ADMINISTRATION	21A		\$1,162.15
2020	34	3340	6914465	ADMINISTRATION	21A		\$5,122.19
2020	34	3340	6915399	ADMINISTRATION	21A		\$6,998.81
2020	34	3340	6931671	ADMINISTRATION	21A		\$7,105.49
2021	1	3386	6801677	ADMINISTRATION	21A		\$777.75
2021	1	3386	6825244	ADMINISTRATION	21A		\$1,815.64
2021	1	3386	6831620	ADMINISTRATION	21A		\$1,176.44
2021	1	3386	6892450	ADMINISTRATION	21A		\$261.60
2022	3	3420	6801677	ADMINISTRATION	21A		\$4,355.71
2022	3	3420	6825244	ADMINISTRATION	21A		\$7,226.16
2022	3	3420	6831620	ADMINISTRATION	21A		\$7,804.56
2022	3	3420	6849422	ADMINISTRATION	21A		\$1,789.12
2022	3	3420	6854717	ADMINISTRATION	21A		\$1,236.93
2022	3	3420	6882984	ADMINISTRATION	21A		\$7,625.70
2022	3	3420	6892450	ADMINISTRATION	21A		\$10,190.43
2022	3	3420	6894768	ADMINISTRATION	21A		\$2,740.14
2022	3	3420	6902532	ADMINISTRATION	21A		\$1,037.14

2022	3	3420	6914465	ADMINISTRATION	21A	\$4,194.89	
2022	3	3420	6915399	ADMINISTRATION	21A	\$2,376.22	
2022	3	3420	6931671	ADMINISTRATION	21A	\$2,714.03	
2023	1	3452	6831620	ADMINISTRATION	21A	\$7,458.54	
2023	1	3452	6849422	ADMINISTRATION	21A	\$19,689.72	
2023	1	3452	6854717	ADMINISTRATION	21A	\$16,019.22	
2023	1	3452	6882984	ADMINISTRATION	21A	\$49,156.08	
2023	1	3452	6892450	ADMINISTRATION	21A	\$48,633.08	
2023	1	3452	6894768	ADMINISTRATION	21A	\$14,374.17	
2023	1	3452	6902532	ADMINISTRATION	21A	\$9,328.87	
2023	1	3452	6914465	ADMINISTRATION	21A	\$15,832.45	
2023	1	3452	6915399	ADMINISTRATION	21A	\$7,231.08	
2023	1	3452	6931671	ADMINISTRATION	21A	\$7,553.18	
						<b>Matrix Code</b>	<b>\$303,785.55</b>
2021	2	3393	6801677	FAIR HOUSING	21D	\$5,482.52	
2021	2	3393	6831620	FAIR HOUSING	21D	\$3,561.22	
2021	2	3393	6849422	FAIR HOUSING	21D	\$3,561.22	
2021	2	3393	6882984	FAIR HOUSING	21D	\$12,576.82	
2022	21	3447	6882984	FAIR HOUSING	21D	\$2,068.41	
2022	21	3447	6892450	FAIR HOUSING	21D	\$8,135.30	
2022	21	3447	6894768	FAIR HOUSING	21D	\$4,052.18	
2022	21	3447	6915399	FAIR HOUSING	21D	\$4,052.18	
2022	21	3447	6931671	FAIR HOUSING	21D	\$6,684.31	
						<b>Matrix Code</b>	<b>\$50,174.16</b>
<b>Total</b>							<b>\$353,959.71</b>

<b>PART I: SUMMARY OF CDBG-CV RESOURCES</b>	
01 CDBG-CV GRANT	2,771,540.00
02 FUNDS RETURNED TO THE LINE-OF-CREDIT	0.00
03 FUNDS RETURNED TO THE LOCAL CDBG ACCOUNT	0.00
04 TOTAL CDBG-CV FUNDS AWARDED	2,771,540.00
<b>PART II: SUMMARY OF CDBG-CV EXPENDITURES</b>	
05 DISBURSEMENTS OTHER THAN SECTION 108 REPAYMENTS AND PLANNING/ADMINISTRATION	2,216,121.48
06 DISBURSED IN IDIS FOR PLANNING/ADMINISTRATION	49,629.24
07 DISBURSED IN IDIS FOR SECTION 108 REPAYMENTS	0.00
08 TOTAL EXPENDITURES (SUM, LINES 05 - 07)	2,265,750.72
09 UNEXPENDED BALANCE (LINE 04 - LINE8 )	505,789.28
<b>PART III: LOWMOD BENEFIT FOR THE CDBG-CV GRANT</b>	
10 EXPENDED FOR LOW/MOD HOUSING IN SPECIAL AREAS	0.00
11 EXPENDED FOR LOW/MOD MULTI-UNIT HOUSING	0.00
12 DISBURSED FOR OTHER LOW/MOD ACTIVITIES	2,216,121.48
13 TOTAL LOW/MOD CREDIT (SUM, LINES 10 - 12)	2,216,121.48
14 AMOUNT SUBJECT TO LOW/MOD BENEFIT (LINE 05)	2,216,121.48
15 PERCENT LOW/MOD CREDIT (LINE 13/LINE 14)	100.00%
<b>PART IV: PUBLIC SERVICE (PS) CALCULATIONS</b>	
16 DISBURSED IN IDIS FOR PUBLIC SERVICES	2,090,599.82
17 CDBG-CV GRANT	2,771,540.00
18 PERCENT OF FUNDS DISBURSED FOR PS ACTIVITIES (LINE 16/LINE 17)	75.43%
<b>PART V: PLANNING AND ADMINISTRATION (PA) CAP</b>	
19 DISBURSED IN IDIS FOR PLANNING/ADMINISTRATION	49,629.24
20 CDBG-CV GRANT	2,771,540.00
21 PERCENT OF FUNDS DISBURSED FOR PA ACTIVITIES (LINE 19/LINE 20)	1.79%

**LINE 12 DETAIL: ACTIVITIES INCLUDED IN THE COMPUTATION OF LINE 12**

Plan Year	IDIS Project	IDIS Activity	Voucher Number	Activity Name	Matrix Code	National Objective	Drawn Amount
2020	1	3322	6469242	Rental Assistance	05S	LMH	\$72,188.79
			6469842	Rental Assistance	05S	LMH	\$54,551.02
			6470209	Rental Assistance	05S	LMH	\$54,254.74
			6477419	Rental Assistance	05S	LMH	\$31,983.43
			6487889	Rental Assistance	05S	LMH	\$43,980.38
			6488045	Rental Assistance	05S	LMH	\$20,316.18
			6496175	Rental Assistance	05S	LMH	\$4,000.00
			6512097	Rental Assistance	05S	LMH	\$26,922.13
3		3321	6488045	GOD'S PANTRY FOOD BANK	05W	LMA	\$174,196.80
			6512097	GOD'S PANTRY FOOD BANK	05W	LMA	\$125,803.20
4		3323	6469842	CHRYSLIS HOUSE RESIDENTIAL TREATMENT	05F	LMC	\$10,171.74
			6512097	CHRYSLIS HOUSE RESIDENTIAL TREATMENT	05F	LMC	\$119,828.26
5		3328	6469842	ARBOR YOUTH SERVICES	05D	LMC	\$950.28
			6470209	ARBOR YOUTH SERVICES	05D	LMC	\$5,521.70
			6487889	ARBOR YOUTH SERVICES	05D	LMC	\$4,287.76
			6512097	ARBOR YOUTH SERVICES	05D	LMC	\$11,066.64
			6568456	ARBOR YOUTH SERVICES	05D	LMC	\$2,747.38
			6594189	ARBOR YOUTH SERVICES	05D	LMC	\$38,509.06
			6610803	ARBOR YOUTH SERVICES	05D	LMC	\$6,917.18
6		3327	6469842	Respite Childcare	05L	LMC	\$60,000.00
			6487889	Respite Childcare	05L	LMC	\$10,000.00
7		3324	6469842	FOOD PREP AND DISTRIBUTION	05W	LMA	\$30,533.01
			6488045	FOOD PREP AND DISTRIBUTION	05W	LMA	\$24,466.99
17		3354	6581972	CAC/TEMPORARY SHELTER	03T	LMC	\$32,090.59
			6594189	CAC/TEMPORARY SHELTER	03T	LMC	\$588,120.41
18		3343	6594189	NAMI EXPANSION	05B	LMC	\$16,910.80
			6610803	NAMI EXPANSION	05B	LMC	\$25,510.22
			6636534	NAMI EXPANSION	05B	LMC	\$21,485.69
			6651568	NAMI EXPANSION	05B	LMC	\$9,763.07
			6694366	NAMI EXPANSION	05B	LMC	\$30,431.79
			6718498	NAMI EXPANSION	05B	LMC	\$12,083.89
			6740541	NAMI EXPANSION	05B	LMC	\$56,938.02
			6761931	NAMI EXPANSION	05B	LMC	\$6,874.34
19		3359	6581972	NEW VISTA REHABILITATION OF FACILITIES	03C	LMC	\$874.72
			6610803	NEW VISTA REHABILITATION OF FACILITIES	03C	LMC	\$668.72
			6614278	NEW VISTA REHABILITATION OF FACILITIES	03C	LMC	\$747.08



6718498	NEW VISTA REHABILITATION OF FACILITIES		03C	LMC	\$1,785.80
6728842	NEW VISTA REHABILITATION OF FACILITIES		03C	LMC	\$15,090.00
6758109	NEW VISTA REHABILITATION OF FACILITIES		03C	LMC	\$3,663.83
6761931	NEW VISTA REHABILITATION OF FACILITIES		03C	LMC	\$518.49
6785847	NEW VISTA REHABILITATION OF FACILITIES		03C	LMC	\$1,329.49
6800203	NEW VISTA REHABILITATION OF FACILITIES		03C	LMC	\$5,944.07
6825244	NEW VISTA REHABILITATION OF FACILITIES		03C	LMC	\$84,228.87
6849422	NEW VISTA REHABILITATION OF FACILITIES		03C	LMC	\$10,670.59
6652053	Healthcare Services	3353	05M	LMC	\$1,857.75
6671871	Healthcare Services		05M	LMC	\$29,811.78
6694366	Healthcare Services		05M	LMC	\$7,248.19
6718498	Healthcare Services		05M	LMC	\$2,647.32
6728842	Healthcare Services		05M	LMC	\$2,720.58
6758109	Healthcare Services		05M	LMC	\$6,535.05
6581972	Explorium	3346	05D	LMC	\$3,603.66
6610803	Explorium		05D	LMC	\$2,732.13
6614278	Explorium		05D	LMC	\$1,091.41
6694366	Explorium		05D	LMC	\$1,031.63
6718498	Explorium		05D	LMC	\$3,600.05
6728842	Explorium		05D	LMC	\$480.75
6758109	Explorium		05D	LMC	\$25,531.36
6761931	Explorium		05D	LMC	\$8,884.28
6785847	Explorium		05D	LMC	\$1,649.31
6854717	Explorium		05D	LMC	\$4,037.22
6882984	Explorium		05D	LMC	\$3,730.20
6610803	FOOD PREP AND DISTRIBUTION SR	3342	05A	LMC	\$47,329.60
6614278	EMERGENCY HOUSING VOUCHER PROGRAM	3365	05T	LMH	\$110,570.17
6671871	EMERGENCY HOUSING VOUCHER PROGRAM		05T	LMH	\$8,374.40
6694366	EMERGENCY HOUSING VOUCHER PROGRAM		05T	LMH	\$4,378.24
6718498	EMERGENCY HOUSING VOUCHER PROGRAM		05T	LMH	\$5,571.08
6783642	EMERGENCY HOUSING VOUCHER PROGRAM		05T	LMH	\$46.00
6894768	EMERGENCY HOUSING VOUCHER PROGRAM		05T	LMH	\$73,732.17
<b>Total</b>					<b>\$2,216,121.48</b>

**LINE 16 DETAIL: ACTIVITIES INCLUDED IN THE COMPUTATION OF LINE 16**

Plan Year	IDIS Project	IDIS Activity	Voucher Number	Activity Name	Matrix Code	National Objective	Drawn Amount
2020	1	3322	6469242	Rental Assistance	05S	LMH	\$72,188.79
			6469842	Rental Assistance	05S	LMH	\$54,551.02
			6470209	Rental Assistance	05S	LMH	\$54,254.74
			6477419	Rental Assistance	05S	LMH	\$31,983.43
			6487889	Rental Assistance	05S	LMH	\$43,980.38
			6488045	Rental Assistance	05S	LMH	\$20,316.18
			6496175	Rental Assistance	05S	LMH	\$4,000.00
			6512097	Rental Assistance	05S	LMH	\$26,922.13
3		3321	6488045	GOD'S PANTRY FOOD BANK	05W	LMA	\$174,196.80
			6512097	GOD'S PANTRY FOOD BANK	05W	LMA	\$125,803.20
4		3323	6469842	CHRYSLIS HOUSE RESIDENTIAL TREATMENT	05F	LMC	\$10,171.74
			6512097	CHRYSLIS HOUSE RESIDENTIAL TREATMENT	05F	LMC	\$119,828.26
5		3328	6469842	ARBOR YOUTH SERVICES	05D	LMC	\$950.28
			6470209	ARBOR YOUTH SERVICES	05D	LMC	\$5,521.70
			6487889	ARBOR YOUTH SERVICES	05D	LMC	\$4,287.76
			6512097	ARBOR YOUTH SERVICES	05D	LMC	\$11,066.64
6		3327	6568456	ARBOR YOUTH SERVICES	05D	LMC	\$2,747.38
			6594189	ARBOR YOUTH SERVICES	05D	LMC	\$38,509.06
			6610803	ARBOR YOUTH SERVICES	05D	LMC	\$6,917.18
			6469842	Respite Childcare	05L	LMC	\$60,000.00
7		3324	6487889	Respite Childcare	05L	LMC	\$10,000.00
			6469842	FOOD PREP AND DISTRIBUTION	05W	LMA	\$30,533.01
			6488045	FOOD PREP AND DISTRIBUTION	05W	LMA	\$24,466.99
17		3354	6581972	CAC/TEMPORARY SHELTER	03T	LMC	\$32,090.59
			6594189	CAC/TEMPORARY SHELTER	03T	LMC	\$588,120.41
18		3343	6594189	NAMI EXPANSION	05B	LMC	\$16,910.80
			6610803	NAMI EXPANSION	05B	LMC	\$25,510.22
			6636534	NAMI EXPANSION	05B	LMC	\$21,485.69
			6651568	NAMI EXPANSION	05B	LMC	\$9,763.07
			6694366	NAMI EXPANSION	05B	LMC	\$30,431.79
			6718498	NAMI EXPANSION	05B	LMC	\$12,083.89
			6740541	NAMI EXPANSION	05B	LMC	\$56,938.02
			6761931	NAMI EXPANSION	05B	LMC	\$6,874.34
20		3353	6652053	Healthcare Services	05M	LMC	\$1,857.75
			6671871	Healthcare Services	05M	LMC	\$29,811.78

6694366	Healthcare Services	05M	LMC	\$7,248.19
6718498	Healthcare Services	05M	LMC	\$2,647.32
6728842	Healthcare Services	05M	LMC	\$2,720.58
6758109	Healthcare Services	05M	LMC	\$6,535.05
6581972	Explorium	05D	LMC	\$3,603.66
6610803	Explorium	05D	LMC	\$2,732.13
6614278	Explorium	05D	LMC	\$1,091.41
6694366	Explorium	05D	LMC	\$1,031.63
6718498	Explorium	05D	LMC	\$3,600.05
6728842	Explorium	05D	LMC	\$480.75
6758109	Explorium	05D	LMC	\$25,531.36
6761931	Explorium	05D	LMC	\$8,884.28
6785847	Explorium	05D	LMC	\$1,649.31
6854717	Explorium	05D	LMC	\$4,037.22
6882984	Explorium	05D	LMC	\$3,730.20
6610803	FOOD PREP AND DISTRIBUTION SR	05A	LMC	\$47,329.60
6614278	EMERGENCY HOUSING VOUCHER PROGRAM	05T	LMH	\$110,570.17
6671871	EMERGENCY HOUSING VOUCHER PROGRAM	05T	LMH	\$8,374.40
6694366	EMERGENCY HOUSING VOUCHER PROGRAM	05T	LMH	\$4,378.24
6718498	EMERGENCY HOUSING VOUCHER PROGRAM	05T	LMH	\$5,571.08
6783642	EMERGENCY HOUSING VOUCHER PROGRAM	05T	LMH	\$46.00
6894768	EMERGENCY HOUSING VOUCHER PROGRAM	05T	LMH	\$73,732.17
<b>Total</b>				<b>\$2,090,599.82</b>

**LINE 19 DETAIL: ACTIVITIES INCLUDED IN THE COMPUTATION OF LINE 19**

Plan Year	IDIS Project	IDIS Activity	Voucher Number	Activity Name	Matrix Code	National Objective	Drawn Amount
2020	9	3330	6420493	ADMINISTRATION	21A		\$347.03
			6469242	ADMINISTRATION	21A		\$7,371.11
			6469842	ADMINISTRATION	21A		\$2,991.65
			6470209	ADMINISTRATION	21A		\$1,198.03
			6477419	ADMINISTRATION	21A		\$2,879.37
			6487889	ADMINISTRATION	21A		\$3,978.03
			6488045	ADMINISTRATION	21A		\$2,254.21
			6496175	ADMINISTRATION	21A		\$924.31
			6512097	ADMINISTRATION	21A		\$502.40

6527074	ADMINISTRATION	21A	\$434.32
6568456	ADMINISTRATION	21A	\$329.84
6581972	ADMINISTRATION	21A	\$2,425.57
6594189	ADMINISTRATION	21A	\$575.19
6597502	ADMINISTRATION	21A	\$154.65
6610803	ADMINISTRATION	21A	\$981.87
6614278	ADMINISTRATION	21A	\$1,209.15
6626659	ADMINISTRATION	21A	\$1,242.36
6636534	ADMINISTRATION	21A	\$672.37
6651568	ADMINISTRATION	21A	\$944.47
6652053	ADMINISTRATION	21A	\$498.85
6671871	ADMINISTRATION	21A	\$881.03
6694366	ADMINISTRATION	21A	\$2,918.03
6718498	ADMINISTRATION	21A	\$2,689.69
6728842	ADMINISTRATION	21A	\$376.78
6740541	ADMINISTRATION	21A	\$2,507.12
6746888	ADMINISTRATION	21A	\$540.33
6758109	ADMINISTRATION	21A	\$617.25
6761931	ADMINISTRATION	21A	\$234.85
6783642	ADMINISTRATION	21A	\$633.06
6785847	ADMINISTRATION	21A	\$324.93
6800203	ADMINISTRATION	21A	\$247.09
6801677	ADMINISTRATION	21A	\$283.06
6825244	ADMINISTRATION	21A	\$639.94
6831620	ADMINISTRATION	21A	\$523.38
6849422	ADMINISTRATION	21A	\$139.29
6882984	ADMINISTRATION	21A	\$441.43
6892450	ADMINISTRATION	21A	\$1,103.25
6894768	ADMINISTRATION	21A	\$224.66
6902532	ADMINISTRATION	21A	\$85.06
6914465	ADMINISTRATION	21A	\$1,369.79
6915399	ADMINISTRATION	21A	\$612.39
6931671	ADMINISTRATION	21A	\$219.71
6936787	ADMINISTRATION	21A	\$102.34
<b>Total</b>			<b>\$49,629.24</b>



U.S. Department of Housing and Urban Development  
 Office of Community Planning and Development  
 Integrated Disbursement and Information System  
 CDBG Activity Summary Report (GPR) for Program Year 2023  
 LEXINGTON-FAYETTE URBAN COUNTY GOVERNMENT

Date: 09-Sep-2024  
 Time: 17:07  
 Page: 1

**PGM Year:** 2012  
**Project:** 0036 - CDBG SECT 108 LOAN 21C HOTEL MUSEUM PROJECT  
**IDIS Activity:** 3056 - 21C HOTEL MUSEUM-INT

Status: Open Objective:  
 Location: , Outcome:  
 Matrix Code: Payment of interest on Section 108 National Objective:

**Activity to prevent, prepare for, and respond to Coronavirus:** No  
**Initial Funding Date:** 01/11/2016

**Description:**  
 INTEREST PAYMENTS TO FINANCE THE CDBG SECTION 108 LOAN FUNDS USED FOR THE 21C HOTEL MUSEUM PROJECT.

**Financing**

	Fund Type	Grant Year	Grant	Funded Amount	Drawn In Program Year	Drawn Thru Program Year
CDBG	SI			\$1,059,193.16	\$0.00	\$3,401,508.30
<b>Total</b>	<b>Total</b>			<b>\$1,059,193.16</b>	<b>\$0.00</b>	<b>\$3,401,508.30</b>

**PGM Year:** 2012  
**Project:** 0036 - CDBG SECT 108 LOAN 21C HOTEL MUSEUM PROJECT  
**IDIS Activity:** 3057 - 21C HOTEL MUSEUM-COSTS

Status: Open Objective:  
 Location: , Outcome:  
 Matrix Code: Payment of costs of Section 108 National Objective:

**Activity to prevent, prepare for, and respond to Coronavirus:** No  
**Initial Funding Date:** 01/11/2016

**Description:**  
 PAYMENTS OF COSTS OF THE CDBG SECTION 108 LOAN FINANCING USED FOR THE 21C HOTEL MUSEUM PROJECT.

**Financing**

	Fund Type	Grant Year	Grant	Funded Amount	Drawn In Program Year	Drawn Thru Program Year
CDBG	SI			\$3,600.00	\$0.00	\$15,000.00
<b>Total</b>	<b>Total</b>			<b>\$3,600.00</b>	<b>\$0.00</b>	<b>\$15,000.00</b>

PGM Year: 2017

Project: 0016 - Grantee Administration

IDIS Activity: 3145 - ADMINISTRATION

Status: Completed 6/28/2024 3:14:35 PM

Location:

Objective:

Outcome:

Matrix Code: General Program Administration (21A)

National Objective:

Activity to prevent, prepare for, and respond to Coronavirus: No

Initial Funding Date: 10/23/2017

**Description:**

PROJECT WILL SUPPORT THE ADMINISTRATIVE COSTS OF OPERATING THE CDBG PROGRAM.  
THESE COSTS INCLUDE ADMINISTRATIVE PERSONNEL, PROFESSIONAL SERVICES, TRAINING, SUPPLIES, EQUIPMENT AND OTHER OPERATING COSTS.

**Financing**

	Fund Type	Grant Year	Grant	Funded Amount	Drawn In Program Year	Drawn Thru Program Year
CDBG	EN	2017	B17MC210004	\$131,422.20	\$4,336.90	\$131,422.20
	PI			\$88,577.80	\$0.00	\$88,577.80
<b>Total</b>	<b>Total</b>			<b>\$220,000.00</b>	<b>\$4,336.90</b>	<b>\$220,000.00</b>

**PGM Year:** 2017  
**Project:** 0011 - Housing Rehabilitation, Emergency Repair  
**IDIS Activity:** 3160 - EMERGENCY HOUSING REHAB  
**Status:** Completed 6/28/2024 12:00:00 AM      **Objective:** Provide decent affordable housing  
**Location:** Address Suppressed      **Outcome:** Sustainability  
    **Matrix Code:** Rehab; Single-Unit Residential (14A)      **National Objective:** LMH

**Activity to prevent, prepare for, and respond to Coronavirus:** No  
**Initial Funding Date:** 02/08/2018

**Description:**  
 FUNDS WILL BE USED TO PROVIDE LOANS TO LOW-INCOME HOMEOWNERS WHO NEED FINANCIAL ASSISTANCE FOR EMERGENCY REPAIRS.

**Financing**

	Fund Type	Grant Year	Grant	Funded Amount	Drawn In Program Year	Drawn Thru Program Year
CDBG	EN	2017	B17MC210004	\$57,475.30	\$9,737.23	\$57,475.30
	PI			\$2,261.93	\$0.00	\$2,261.93
<b>Total</b>	<b>Total</b>			<b>\$59,737.23</b>	<b>\$9,737.23</b>	<b>\$59,737.23</b>

**Proposed Accomplishments**

Housing Units : 10

**Actual Accomplishments**

Number assisted:	Owner	
	Total	Hispanic
White:	2	0
Black/African American:	3	0
Asian:	0	0
American Indian/Alaskan Native:	0	0
Native Hawaiian/Other Pacific Islander:	0	0
American Indian/Alaskan Native & White:	0	0
Asian White:	0	0
Black/African American & White:	0	0
American Indian/Alaskan Native & Black/African American:	0	0
Other multi-racial:	0	0
Asian/Pacific Islander:	0	0
Hispanic:	0	0
<b>Total:</b>	<b>5</b>	<b>0</b>

Female-headed Households: 4

*Income Category:*

	Owner
Extremely Low	2
Low Mod	3
Moderate	2
Non Low Moderate	0
Total	7
Percent Low/Mod	100.0%

**Annual Accomplishments**

Years	Accomplishment Narrative
2017	FUNDS WERE PROVIDED FOR DEFERRED LOANS TO FOUR LOW-INCOME HOMEOWNERS WHO NEEDED FINANCIAL ASSISTANCE FOR EMERGENCY REPAIRS.
2018	FUNDS WERE PROVIDED FOR DEFERRED LOANS TO FIVE LOW-INCOME HOMEOWNERS WHO NEEDED FINANCIAL ASSISTANCE FOR EMERGENCY REPAIRS.
2019	FUNDS WERE PROVIDED FOR DEFERRED LOANS TO TWO LOW-INCOME HOMEOWNERS WHO NEEDED FINANCIAL ASSISTANCE FOR EMERGENCY REPAIRS.
2020	FUNDS WERE PROVIDED TO ONE LOW-INCOME HOMEOWNER WHO NEEDED FINANCIAL ASSISTANCE FOR COMPLETION OF AN EMERGENCY REPAIR THAT IS REPORTED IN ANOTHER ACTIVITY.
2023	FUNDS WERE PROVIDED TO ONE LOW-INCOME HOMEOWNER WHO NEEDED FINANCIAL ASSISTANCE FOR COMPLETION OF AN EMERGENCY REPAIR.

PGM Year: 2012  
 Project: 0036 - CDBG SECT 108 LOAN 21C HOTEL MUSEUM PROJECT  
 IDIS Activity: 3215 - 21C HOTEL MUSEUM-PLANNED REPAY

Status: Open Objective:  
 Location: , Outcome:  
 Matrix Code: Planned Repayment of Section 108 National Objective:

Activity to prevent, prepare for, and respond to Coronavirus: No  
 Initial Funding Date: 08/08/2018

Description:  
 PLANNED REPAYMENTS OF PRINCIPAL OF THE CDBG SECTION 108 LOAN FINANCING USED FOR THE 21C HOTEL MUSEUM PROJECT.

**Financing**

	Fund Type	Grant Year	Grant	Funded Amount	Drawn In Program Year	Drawn Thru Program Year
CDBG	Si			\$1,588,000.00	\$0.00	\$3,530,000.00
<b>Total</b>	<b>Total</b>			<b>\$1,588,000.00</b>	<b>\$0.00</b>	<b>\$3,530,000.00</b>



**PGM Year:** 2018  
**Project:** 0020 - Grantee Administration  
**IDIS Activity:** 3230 - ADMINISTRATION  
**Status:** Completed 1/10/2024 12:00:00 AM  
**Location:** ,  
**Objective:**  
**Outcome:**  
**Matrix Code:** General Program Administration (21A)      **National Objective:**

**Activity to prevent, prepare for, and respond to Coronavirus:** No  
**Initial Funding Date:** 11/16/2018

**Description:**  
 PROJECT WILL SUPPORT THE ADMINISTRATIVE COSTS OF OPERATING THE CDBG PROGRAM.  
 THESE COSTS INCLUDE ADMINISTRATIVE PERSONNEL, PROFESSIONAL SERVICES, TRAINING, SUPPLIES, EQUIPMENT AND OTHER OPERATING COSTS.

**Financing**

	Fund Type	Grant Year	Grant	Funded Amount	Drawn In Program Year	Drawn Thru Program Year
CDBG	EN	2018	B18MC210004	\$142,698.14	\$30.07	\$142,698.14
	PI			\$77,301.86	\$0.00	\$77,301.86
<b>Total</b>	<b>Total</b>			<b>\$220,000.00</b>	<b>\$30.07</b>	<b>\$220,000.00</b>

**PGM Year:** 2018  
**Project:** 0013 - Housing Rehabilitation Operations  
**IDIS Activity:** 3231 - HOUSING REHABILITATION OPERATIONS  
**Status:** Open **Objective:** Provide decent affordable housing  
**Location:** Address Suppressed **Outcome:** Availability/accessibility  
**Matrix Code:** Rehabilitation Administration (14H) **National Objective:** LMH

**Activity to prevent, prepare for, and respond to Coronavirus:** No  
**Initial Funding Date:** 11/16/2018

**Description:**  
 FUNDS WILL BE USED TO OPERATE THE SINGLE FAMILY HOUSING REHABILITATION PROGRAM.  
 THE COSTS SUPPORTED ARE PERSONNEL, LEGAL AND APPRAISAL FEES, AND OTHER OPERATIONAL SUPPLIES.

**Financing**

	Fund Type	Grant Year	Grant	Funded Amount	Drawn In Program Year	Drawn Thru Program Year
CDBG	EN	2018	B18MC210004	\$375,659.62	\$13,855.20	\$357,588.50
	PI			\$16,623.38	\$0.00	\$16,623.38
<b>Total</b>	<b>Total</b>			<b>\$392,283.00</b>	<b>\$13,855.20</b>	<b>\$374,211.88</b>

**Annual Accomplishments**

Years	Accomplishment Narrative
2018	FUNDS WERE USED TO OPERATE THE SINGLE FAMILY HOUSING REHABILITATION PROGRAM. THE COSTS SUPPORTED ARE SALARIES, LOAN SERVICING, LEAD-BASED PAINT ASSESSMENTS, TRAINING COSTS, SUPPLIES, CELL PHONE COSTS, LEGAL AND APPRAISAL FEES.
2019	FUNDS WERE USED TO OPERATE THE SINGLE FAMILY HOUSING REHABILITATION PROGRAM. THE COSTS SUPPORTED ARE SALARIES, HOUSING REHABILITATION SOFTWARE, LEAD-BASED PAINT ASSESSMENTS, TRAINING COSTS, SUPPLIES, CELL PHONE COSTS, LEGAL AND APPRAISAL FEES.
2020	FUNDS WERE USED TO OPERATE THE SINGLE FAMILY HOUSING REHABILITATION PROGRAM. THE COSTS SUPPORTED ARE SALARIES, LEAD-BASED PAINT ASSESSMENTS, TRAINING COSTS, CELL PHONE COSTS, LEGAL AND APPRAISAL FEES.
2021	FUNDS WERE USED TO OPERATE THE SINGLE FAMILY HOUSING REHABILITATION PROGRAM. THE COSTS SUPPORTED ARE SALARIES, LEAD-BASED PAINT ASSESSMENTS, LEGAL AND APPRAISAL FEES.
2022	FUNDS WERE USED TO OPERATE THE SINGLE FAMILY HOUSING REHABILITATION PROGRAM. THE COSTS SUPPORTED ARE SUPPLIES, LEAD-BASED PAINT TESTING EQUIPMENT MAINTENANCE, LEGAL AND APPRAISAL FEES.
2023	FUNDS WERE USED TO OPERATE THE SINGLE FAMILY HOUSING REHABILITATION PROGRAM. THE COSTS SUPPORTED ARE SUPPLIES, LEAD-BASED PAINT AND ASBESTOS TESTING SERVICES, DUES, LOAN SERVICING, LEGAL, AND APPRAISAL FEES.

**PGM Year:** 2018  
**Project:** 0011 - Meadows/Northland/Arlington  
**IDIS Activity:** 3259 - MEADOWS/NORTHLAND/ARLINGTON  
 Status: Completed 4/2/2024 12:00:00 AM      Objective: Create suitable living environments  
 Location: 1403 Edgelawn Ave Lexington, KY 40505-3237      Outcome: Availability/accessibility  
    Matrix Code: Street Improvements (03K)      National Objective: LMA

**Activity to prevent, prepare for, and respond to Coronavirus:** No  
**Initial Funding Date:** 03/21/2019

**Description:**

Reconstruction of the street, curbs, gutters, and sidewalks in Northland Arlington Meadows area.  
 The government's Division of Engineering is responsible for project construction.  
 This phase includes Edgelawn Avenue from Blue Grass Avenue to the end of the street and Bolser Avenue from Bryan Avenue to Highlawn Avenue.

**Financing**

	Fund Type	Grant Year	Grant	Funded Amount	Drawn In Program Year	Drawn Thru Program Year
CDBG	EN	2018	B18MC210004	\$588,072.48	\$3,455.00	\$588,072.48
	PI			\$73,927.52	\$0.00	\$73,927.52
<b>Total</b>	<b>Total</b>			<b>\$662,000.00</b>	<b>\$3,455.00</b>	<b>\$662,000.00</b>

**Proposed Accomplishments**

People (General) : 2,000  
 Total Population in Service Area: 2,205  
 Census Tract Percent Low / Mod: 80.95

**Annual Accomplishments**

Years	Accomplishment Narrative
2018	A construction contract for public improvements to Bryan Avenue from Park View Avenue to Meadow Park and to Park View Avenue from Bryan Avenue to Oak Hill Drive was executed in December 2016. During the program year CDBG funds were expended on construction of this phase, which includes replacement of curbs, gutters, sidewalks, street reconstruction, and storm sewer improvements. This phase was completed in May 2019. A \$969,986 construction contract for public improvements on Edgelawn Avenue from Blue Grass Avenue to the end of the street, and on Bolser Avenue from Bryan Avenue to Highlawn Avenue was executed in March 2019. This phase should be completed by Spring 2020.
2019	A \$969,986 construction contract for public improvements on Edgelawn Avenue from Blue Grass Avenue to the end of the street, and on Bolser Avenue from Bryan Avenue to Highlawn Avenue was executed in March 2019. During the program year \$546,970 in CDBG funds were expended on construction of this phase; which includes replacement of curbs, gutters, sidewalks, street reconstruction, and storm sewer improvements. Over \$217,699 of local sewer funds was leveraged this program year for the current phase of construction. This phase should be completed by January 2021.
2020	A \$969,986 construction contract for public improvements on Edgelawn Avenue from Blue Grass Avenue to the end of the street, and on Bolser Avenue from Bryan Avenue to Highlawn Avenue was executed in March 2019. During the program year \$186,189 in CDBG funds were expended on construction of this phase; which includes replacement of curbs, gutters, sidewalks, street reconstruction, and storm sewer improvements. Over \$12,670 of local sewer funds was leveraged this program year for the current phase of construction. This phase was completed in April 2021.
2021	Funds were spent on a \$1,242,903 construction contract for public improvements on Highlawn Avenue from Bluegrass Avenue to end of street, Gutherie Alley from first turn to Highlawn Avenue, and Bolser Avenue from Highlawn Avenue to Gracelawn Avenue was executed in July 2021. During the program year CDBG funds were expended on construction of this phase; which includes replacement of curbs, gutters, sidewalks, street reconstruction, and storm sewer improvements.
2022	Funds were spent for engineering design services for the next phases during the program year.
2023	Funds were spent for engineering design services for the next phases during the program year.

**PGM Year:** 2019  
**Project:** 0011 - Grantee Administration  
**IDIS Activity:** 3282 - ADMINISTRATION  
**Status:** Open **Objective:**  
**Location:** , **Outcome:**  
**Matrix Code:** General Program Administration (21A) **National Objective:**

**Activity to prevent, prepare for, and respond to Coronavirus:** No  
**Initial Funding Date:** 11/19/2019

**Description:**  
 PROJECT WILL SUPPORT THE ADMINISTRATIVE COSTS OF OPERATING THE CDBG PROGRAM.  
 THESE COSTS INCLUDE ADMINISTRATIVE PERSONNEL, PROFESSIONAL SERVICES, TRAINING, SUPPLIES, EQUIPMENT AND OTHER OPERATING COSTS.

**Financing**

	Fund Type	Grant Year	Grant	Funded Amount	Drawn In Program Year	Drawn Thru Program Year
CDBG	EN	2019	B19MC210004	\$171,076.09	\$15,281.64	\$128,667.52
	PI			\$73,399.91	\$0.00	\$73,399.91
<b>Total</b>	<b>Total</b>			<b>\$244,476.00</b>	<b>\$15,281.64</b>	<b>\$202,067.43</b>

**PGM Year:** 2019  
**Project:** 0005 - Housing Rehabilitation Operations  
**IDIS Activity:** 3284 - HOUSING REHABILITATION OPERATIONS  
 Status: Open Objective: Provide decent affordable housing  
 Location: 200 E Main St Lexington, KY 40507-1310 Outcome: Affordability  
 Matrix Code: Rehabilitation Administration (14H) National Objective: LMH

**Activity to prevent, prepare for, and respond to Coronavirus:** No  
**Initial Funding Date:** 11/22/2019

**Description:**

FUNDS WILL BE USED TO OPERATE THE SINGLE FAMILY HOUSING REHABILITATION PROGRAM.  
 THE COSTS SUPPORTED ARE PERSONNEL, LEGAL AND APPRAISAL FEES, AND OTHER OPERATIONAL SUPPLIES.

**Financing**

	Fund Type	Grant Year	Grant	Funded Amount	Drawn In Program Year	Drawn Thru Program Year
CDBG	EN	2019	B19MC210004	\$306,654.76	\$10,623.58	\$297,746.89
	PI			\$27,462.24	\$0.00	\$27,462.24
<b>Total</b>	<b>Total</b>			<b>\$334,117.00</b>	<b>\$10,623.58</b>	<b>\$325,209.13</b>

**Annual Accomplishments**

Years	Accomplishment Narrative
2019	FUNDS WERE USED TO OPERATE THE SINGLE FAMILY HOUSING REHABILITATION PROGRAM. THE COSTS SUPPORTED ARE SALARIES, LOAN SERVICING, HOUSING REHABILITATION SOFTWARE, LEAD-BASED PAINT ASSESSMENTS, TRAINING COSTS, SUPPLIES, CELL PHONE COSTS, MEMBERSHIP DUES, LEGAL AND APPRAISAL FEES.
2020	FUNDS WERE USED TO OPERATE THE SINGLE FAMILY HOUSING REHABILITATION PROGRAM. THE COSTS SUPPORTED ARE SALARIES, HOUSING REHABILITATION SOFTWARE, TRAINING COSTS, SUPPLIES, AND CELL PHONE COSTS.
2021	FUNDS WERE USED TO OPERATE THE SINGLE FAMILY HOUSING REHABILITATION PROGRAM. THE COSTS SUPPORTED ARE SALARIES, HOUSING REHABILITATION SOFTWARE, AND LEAD BASED PAINT TESTING COSTS.
2022	FUNDS WERE USED TO OPERATE THE SINGLE FAMILY HOUSING REHABILITATION PROGRAM. THE COSTS SUPPORTED ARE HOUSING REHABILITATION SOFTWARE, SUPPLIES, LEGAL AND APPRAISAL FEES.
2023	FUNDS WERE USED TO OPERATE THE SINGLE FAMILY HOUSING REHABILITATION PROGRAM. THE COSTS SUPPORTED ARE SUPPLIES, DUES, TRAINING, LEGAL AND APPRAISAL FEES.

**PGM Year:** 2019  
**Project:** 0004 - Single Family Housing Rehabilitation Program  
**IDIS Activity:** 3287 - CDBG HOUSING REHABILITATION PROGRAM  
**Status:** Completed 6/28/2024 3:51:55 PM  
**Location:** Address Suppressed  
**Objective:** Provide decent affordable housing  
**Outcome:** Availability/accessibility  
**Matrix Code:** Rehab; Single-Unit Residential (14A)      **National Objective:** LMH

**Activity to prevent, prepare for, and respond to Coronavirus:** No  
**Initial Funding Date:** 12/31/2019

**Description:**  
 FUNDS WILL BE USED TO PROVIDE LOANS AND DEFERRED LOANS TO HOMEOWNERS FOR PURPOSES OF BRINGING THEIR HOMES INTO COMPLIANCE WITH THE HOUSING CODE.

**Financing**

	Fund Type	Grant Year	Grant	Funded Amount	Drawn In Program Year	Drawn Thru Program Year
CDBG	EN	2019	B19MC210004	\$342,608.95	\$3,858.50	\$342,608.95
	PI			\$37,476.05	\$0.00	\$37,476.05
<b>Total</b>	<b>Total</b>			<b>\$380,085.00</b>	<b>\$3,858.50</b>	<b>\$380,085.00</b>

**Proposed Accomplishments**

Housing Units : 20

**Actual Accomplishments**

Number assisted:	Owner	
	Total	Hispanic
White:	2	0
Black/African American:	3	0
Asian:	0	0
American Indian/Alaskan Native:	0	0
Native Hawaiian/Other Pacific Islander:	0	0
American Indian/Alaskan Native & White:	0	0
Asian White:	0	0
Black/African American & White:	0	0
American Indian/Alaskan Native & Black/African American:	0	0
Other multi-racial:	0	0
Asian/Pacific Islander:	0	0
Hispanic:	0	0
<b>Total:</b>	<b>5</b>	<b>0</b>

Female-headed Households: 4

**Income Category:**

	Owner
Extremely Low	2
Low Mod	3
Moderate	0
Non Low Moderate	0
Total	5
Percent Low/Mod	100.0%

**Annual Accomplishments**

Years	Accomplishment Narrative
2019	Awarded 6 and completed 5 housing rehabilitation contracts. Also completed one rehabilitation contract that was awarded last program year.
2020	Funds were used from other year's activities for the housing rehabilitation program.
2021	Awarded one housing rehabilitation contract this program year that will be completed in fall 2022.
2022	Awarded and completed three housing rehabilitation contracts. Also completed one rehabilitation contract that was awarded last program year.
2023	Funds were used to complete one rehabilitation contract that the accomplishments were reported in another rehabilitation activity.

**PGM Year:** 2020  
**Project:** 0009 - CV-Grantee Administration  
**IDIS Activity:** 3330 - ADMINISTRATION  
**Status:** Open **Objective:**  
**Location:** , **Outcome:**  
**Matrix Code:** General Program Administration (21A) **National Objective:**

**Activity to prevent, prepare for, and respond to Coronavirus:** Yes  
**Initial Funding Date:** 08/20/2020

**Description:**  
 PROJECT WILL SUPPORT THE ADMINISTRATIVE COSTS OF OPERATING THE CDBG PROGRAM.  
 THESE COSTS INCLUDE ADMINISTRATIVE PERSONNEL AND OTHER OPERATING COSTS.

**Financing**

	Fund Type	Grant Year	Grant	Funded Amount	Drawn In Program Year	Drawn Thru Program Year
CDBG	EN	2020	B20MW210004	\$350,627.00	\$5,641.96	\$49,526.90
<b>Total</b>	<b>Total</b>			<b>\$350,627.00</b>	<b>\$5,641.96</b>	<b>\$49,526.90</b>

**PGM Year:** 2020  
**Project:** 0026 - Single Family Housing Rehabilitation Program  
**IDIS Activity:** 3339 - CDBG HOUSING REHABILITATION PROGRAM  
**Status:** Open **Objective:** Provide decent affordable housing  
**Location:** Address Suppressed **Outcome:** Availability/accessibility  
**Matrix Code:** Rehab; Single-Unit Residential (14A) **National Objective:** LMH

**Activity to prevent, prepare for, and respond to Coronavirus:** No  
**Initial Funding Date:** 03/08/2021

**Description:**  
 FUNDS WILL BE USED TO PROVIDE LOANS AND DEFERRED LOANS TO HOMEOWNERS FOR PURPOSES OF BRINGING THEIR HOMES INTO COMPLIANCE WITH THE HOUSING CODE.

**Financing**

	Fund Type	Grant Year	Grant	Funded Amount	Drawn In Program Year	Drawn Thru Program Year
CDBG	EN	2020	B20MC210004	\$403,105.15	\$9,921.95	\$205,381.93
	PI			\$30,073.08	\$0.00	\$30,073.08
<b>Total</b>	<b>Total</b>			<b>\$433,178.23</b>	<b>\$9,921.95</b>	<b>\$235,455.01</b>

**Proposed Accomplishments**

Housing Units : 20

**Actual Accomplishments**

Number assisted:	Owner	
	Total	Hispanic
White:	1	0
Black/African American:	1	0
Asian:	0	0
American Indian/Alaskan Native:	0	0
Native Hawaiian/Other Pacific Islander:	0	0
American Indian/Alaskan Native & White:	0	0
Asian White:	0	0
Black/African American & White:	0	0
American Indian/Alaskan Native & Black/African American:	0	0
Other multi-racial:	0	0
Asian/Pacific Islander:	0	0
Hispanic:	0	0
<b>Total:</b>	<b>2</b>	<b>0</b>

Female-headed Households: 1

**Income Category:**

	Owner
Extremely Low	1
Low Mod	0
Moderate	1
Non Low Moderate	0
Total	2
Percent Low/Mod	100.0%

**Annual Accomplishments**

Years	Accomplishment Narrative
2020	Awarded two rehabilitation contracts this year. Completed one rehabilitation contract that was awarded last program year.
2021	Awarded one rehabilitation contract this year. Completed one rehabilitation contract that was awarded last program year.
2022	Awarded and completed two housing rehabilitation contracts. Also completed one rehabilitation contract that was awarded last program year.
2023	Awarded one housing rehabilitation contract.



**PGM Year:** 2020  
**Project:** 0034 - Grantee Administration  
**IDIS Activity:** 3340 - ADMINISTRATION  
**Status:** Open **Objective:**  
**Location:** , **Outcome:**  
**Matrix Code:** General Program Administration (21A) **National Objective:**

**Activity to prevent, prepare for, and respond to Coronavirus:** No  
**Initial Funding Date:** 03/10/2021

**Description:**  
 PROJECT WILL SUPPORT THE ADMINISTRATIVE COSTS OF OPERATING THE CDBG PROGRAM.  
 THESE COSTS INCLUDE ADMINISTRATIVE PERSONNEL, PROFESSIONAL SERVICES, TRAINING, SUPPLIES, EQUIPMENT AND OTHER OPERATING COSTS.

**Financing**

	Fund Type	Grant Year	Grant	Funded Amount	Drawn in Program Year	Drawn Thru Program Year
CDBG	EN	2020	B20MC210004	\$209,633.90	\$31,538.09	\$84,760.49
	PI			\$366.10	\$0.00	\$366.10
<b>Total</b>	<b>Total</b>			<b>\$210,000.00</b>	<b>\$31,538.09</b>	<b>\$85,126.59</b>

PGM Year: 2020

Project: 0027 - Housing Rehabilitation Operations

IDIS Activity: 3341 - HOUSING REHABILITATION OPERATIONS

Status: Open

Objective: Provide decent affordable housing

Location: 200 E Main St Lexington, KY 40507-1310

Outcome: Affordability

Matrix Code: Rehabilitation Administration (14H)

National Objective: LMH

Activity to prevent, prepare for, and respond to Coronavirus: No

Initial Funding Date: 03/08/2021

Description:

FUNDS WILL BE USED TO OPERATE THE SINGLE FAMILY HOUSING REHABILITATION PROGRAM. THE COSTS SUPPORTED ARE PERSONNEL, LEGAL AND APPRAISAL FEES, AND OTHER OPERATIONAL SUPPLIES.

Financing

	Fund Type	Grant Year	Grant	Funded Amount	Drawn In Program Year	Drawn Thru Program Year
CDBG	EN	2020	B20MC210004	\$221,647.92	\$1,970.53	\$182,808.03
	PI			\$87,173.86	\$0.00	\$87,173.86
<b>Total</b>	<b>Total</b>			<b>\$308,821.78</b>	<b>\$1,970.53</b>	<b>\$269,981.89</b>

Annual Accomplishments

Years Accomplishment Narrative

2020	FUNDS WERE USED TO OPERATE THE SINGLE FAMILY HOUSING REHABILITATION PROGRAM. THE COSTS SUPPORTED ARE SALARIES AND CELL PHONE COSTS.
2021	FUNDS WERE USED TO OPERATE THE SINGLE FAMILY HOUSING REHABILITATION PROGRAM. THE COSTS SUPPORTED ARE SALARIES, SOFTWARE, SUPPLIES, TRAINING, AND CELL PHONE COSTS.
2022	FUNDS WERE USED TO OPERATE THE SINGLE FAMILY HOUSING REHABILITATION PROGRAM. THE COSTS SUPPORTED ARE SUPPLIES, CELL PHONE COSTS, LEGAL AND APPRAISAL FEES.
2023	FUNDS WERE USED TO OPERATE THE SINGLE FAMILY HOUSING REHABILITATION PROGRAM. THE COSTS SUPPORTED ARE CELL PHONE COSTS AND APPRAISAL FEES.

**PGM Year:** 2020  
**Project:** 0021 - CV-Combating Learning Loss with Hands-On Educational Enrichment  
**IDIS Activity:** 3346 - Explorium  
**Status:** Completed 6/28/2024 12:00:00 AM **Objective:** Create suitable living environments  
**Location:** 440 W Short St Lexington, KY 40507-1206 **Outcome:** Availability/accessibility  
**Matrix Code:** Youth Services (05D) **National Objective:** LMC

**Activity to prevent, prepare for, and respond to Coronavirus:** Yes  
**Initial Funding Date:** 03/16/2021

**Description:**  
 FUNDS WILL BE USED TO PROVIDE TAKE HOME STEAM EDUCATIONAL KITS TO YOUTH AT WILLIAM WELLS BROWN ELEMENTARY SCHOOL AND WILLIAM WELLS BROWN COMMUNITY CENTER TO COMBAT THE LEARNING LOSS FROM THE PANDEMIC.

**Financing**

	Fund Type	Grant Year	Grant	Funded Amount	Drawn In Program Year	Drawn Thru Program Year
CDBG	EN	2020	B20MW210004	\$56,372.00	\$7,767.42	\$56,372.00
<b>Total</b>	<b>Total</b>			<b>\$56,372.00</b>	<b>\$7,767.42</b>	<b>\$56,372.00</b>

**Proposed Accomplishments**

People (General): 430

**Actual Accomplishments**

Number assisted:	Person	
	Total	Hispanic
White:	134	62
Black/African American:	272	0
Asian:	3	0
American Indian/Alaskan Native:	0	0
Native Hawaiian/Other Pacific Islander:	0	0
American Indian/Alaskan Native & White:	1	0
Asian White:	0	0
Black/African American & White:	42	1
American Indian/Alaskan Native & Black/African American:	1	0
Other multi-racial:	0	0
Asian/Pacific Islander:	0	0
Hispanic:	0	0
<b>Total:</b>	<b>453</b>	<b>63</b>

Female-headed Households:

Income Category:

	Person
Extremely Low	0
Low Mod	0
Moderate	442
Non Low Moderate	0
Total	442
Percent Low/Mod	100.0%

**Annual Accomplishments**

Years	Accomplishment Narrative
2020	FUNDS WERE USED TO PROVIDE TAKE HOME STEAM EDUCATIONAL KITS TO YOUTH AT WILLIAM WELLS BROWN ELEMENTARY SCHOOL AND WILLIAM WELLS BROWN COMMUNITY CENTER TO COMBAT THE LEARNING LOSS FROM THE PANDEMIC. THE PROGRAM ASSISTED 180 OF THE YOUTH PARTICIPANTS TO HAVE IMPROVED ACADEMIC PERFORMANCE.
2021	FUNDS WERE USED TO PROVIDE TAKE HOME STEAM EDUCATIONAL KITS TO YOUTH AT WILLIAM WELLS BROWN ELEMENTARY SCHOOL AND WILLIAM WELLS BROWN COMMUNITY CENTER TO COMBAT THE LEARNING LOSS FROM THE PANDEMIC. THE PROGRAM ASSISTED 261 OF THE YOUTH PARTICIPANTS TO HAVE IMPROVED ACADEMIC PERFORMANCE.
2022	FUNDS WERE USED TO PROVIDE STEAM EDUCATION FOR YOUTH AT WILLIAM WELLS BROWN AND HARRISON ELEMENTARY SCHOOLS AND WILLIAM WELLS BROWN COMMUNITY CENTER TO COMBAT THE LEARNING LOSS FROM THE PANDEMIC. THE PROGRAM ASSISTED 162 OF THE YOUTH PARTICIPANTS TO HAVE INCREASED KNOWLEDGE OF SCIENCE, TECHNOLOGY, ENGINEERING, AND MATHEMATICS.
2023	FUNDS WERE USED TO PROVIDE STEAM EDUCATION FOR YOUTH AT WILLIAM WELLS BROWN AND HARRISON ELEMENTARY SCHOOLS AND WILLIAM WELLS BROWN COMMUNITY CENTER TO COMBAT THE LEARNING LOSS FROM THE PANDEMIC. THE PROGRAM ASSISTED 111 OF THE YOUTH PARTICIPANTS TO HAVE INCREASED KNOWLEDGE OF SCIENCE, TECHNOLOGY, ENGINEERING, AND MATHEMATICS.

**PGM Year:** 2020  
**Project:** 0019 - CV-Expansion of drop in center for homeless  
**IDIS Activity:** 3359 - NEW VISTA REHABILITATION OF FACILITIES  
**Status:** Completed 6/28/2024 12:00:00 AM **Objective:** Create suitable living environments  
**Location:** 201 Mechanic St Lexington, KY 40507-1086 **Outcome:** Availability/accessibility  
**Matrix Code:** Homeless Facilities (not operating) **National Objective:** LMC

**Activity to prevent, prepare for, and respond to Coronavirus:** Yes  
**Initial Funding Date:** 04/28/2021

**Description:**  
 FUNDS WILL BE USED TO EXPAND THE DROP IN SHELTER IN ORDER TO REDUCE THE SPREAD OF COVID 19 FOR HOMELESS PERSONS.

**Financing**

	Fund Type	Grant Year	Grant	Funded Amount	Drawn In Program Year	Drawn Thru Program Year
CDBG	EN	2020	B20MW210004	\$125,521.66	\$94,899.46	\$125,521.66
<b>Total</b>	<b>Total</b>			<b>\$125,521.66</b>	<b>\$94,899.46</b>	<b>\$125,521.66</b>

**Proposed Accomplishments**

Public Facilities : 1

**Actual Accomplishments**

Number assisted:	Person	
	Total	Hispanic
White:	1,019	32
Black/African American:	483	0
Asian:	3	0
American Indian/Alaskan Native:	3	0
Native Hawaiian/Other Pacific Islander:	0	0
American Indian/Alaskan Native & White:	2	0
Asian White:	0	0
Black/African American & White:	7	0
American Indian/Alaskan Native & Black/African American:	2	0
Other multi-racial:	0	0
Asian/Pacific Islander:	0	0
Hispanic:	0	0
<b>Total:</b>	<b>1,519</b>	<b>32</b>

**Female-headed Households:**

Income Category:	Person
Extremely Low	1,517
Low Mod	0
Moderate	0
Non Low Moderate	0
Total	1,517
Percent Low/Mod	100.0%

**Annual Accomplishments**

Years	Accomplishment Narrative
2020	DURING THE PROGRAM YEAR BLUEPRINTS FOR THE EXPANSION OF THE DROP IN SHELTER ARE BEING COMPLETED IN ORDER TO SEEK BIDS FOR THE PROJECT TO REDUCE THE SPREAD OF COVID 19 FOR HOMELESS PERSONS.
2021	DURING THE PROGRAM YEAR FUNDS WERE SPENT FOR SUPPLIES FOR THE DROP IN SHELTER AS THE EXPANSION GETS UNDERWAY. DUE TO BIDS COMING IN TOO HIGH, THE EXPANSION WILL BE SCALED BACK SOME. THE PROPOSED REVISION WILL BE TO PURCHASE FLOORING MATERIALS AND WIPEABLE FURNISHINGS IN ORDER TO MAINTAIN A SAFER AND CLEANER CENTER ENVIRONMENT. TWENTY-NINE FORMERLY HOMELESS INDIVIDUALS MOVED INTO PERMANENT HOUSING DURING THE PROGRAM YEAR.
2022	DURING THE PROGRAM YEAR FUNDS WERE SPENT FOR SUPPLIES, FLOORING MATERIALS, AND WIPEABLE FURNISHINGS FOR THE DROP IN SHELTER IN ORDER TO MAINTAIN A SAFER AND CLEANER CENTER ENVIRONMENT. THIRTY-TWO FORMERLY HOMELESS INDIVIDUALS MOVED INTO PERMANENT HOUSING DURING THE PROGRAM YEAR. OVER 600 HOMELESS INDIVIDUALS RECEIVED CLINICAL/MEDICAL SERVICES DURING THE PROGRAM YEAR.
2023	DURING THE PROGRAM YEAR FUNDS WERE SPENT FOR SUPPLIES, EXAM TABLES, AND MEDICAL SUPPLIES. EIGHTEEN FORMERLY HOMELESS INDIVIDUALS MOVED INTO PERMANENT HOUSING DURING THE PROGRAM YEAR. OVER 250 HOMELESS INDIVIDUALS RECEIVED CLINICAL/MEDICAL SERVICES DURING THE PROGRAM YEAR.

**PGM Year:** 2020  
**Project:** 0039 - CV LHA Emergency Housing Assistance  
**IDIS Activity:** 3365 - EMERGENCY HOUSING VOUCHER PROGRAM  
 Status: Completed 6/28/2024 12:00:00 AM      Objective: Provide decent affordable housing  
 Location: Address Suppressed      Outcome: Affordability  
    Matrix Code: Security Deposits (05T)      National Objective: LMH

**Activity to prevent, prepare for, and respond to Coronavirus:** Yes  
**Initial Funding Date:** 07/15/2021

**Description:**  
 FUNDS WILL BE USED FOR THE OPERATION OF AN EMERGENCY HOUSING VOUCHER PROGRAM TO PROVIDE ASSISTANCE TO HOUSEHOLDS WHOSE INCOME HAS BEEN REDUCED DUE TO THE COVID-19 PANDEMIC.

**Financing**

	Fund Type	Grant Year	Grant	Funded Amount	Drawn In Program Year	Drawn Thru Program Year
CDBG	JEN	2020	B20MW210004	\$202,672.06	\$73,732.17	\$202,672.06
<b>Total</b>	<b>Total</b>			<b>\$202,672.06</b>	<b>\$73,732.17</b>	<b>\$202,672.06</b>

**Proposed Accomplishments**  
 Households (General): 76

**Actual Accomplishments**

Number assisted:	Total	
	Total	Hispanic
White:	47	2
Black/African American:	61	0
Asian:	1	0
American Indian/Alaskan Native:	0	0
Native Hawaiian/Other Pacific Islander:	1	0
American Indian/Alaskan Native & White:	0	0
Asian White:	1	0
Black/African American & White:	1	0
American Indian/Alaskan Native & Black/African American:	1	0
Other multi-racial:	0	0
Asian/Pacific Islander:	0	0
Hispanic:	0	0
<b>Total:</b>	<b>113</b>	<b>2</b>

Female-headed Households: 98

*Income Category:*

	Renter
Extremely Low	101
Low Mod	8
Moderate	0
Non Low Moderate	0
Total	109
Percent Low/Mod	100.0%

**Annual Accomplishments**

Years	Accomplishment Narrative
2021	FUNDS WERE USED FOR THE OPERATION OF AN EMERGENCY HOUSING VOUCHER PROGRAM TO PROVIDE ASSISTANCE TO HOUSEHOLDS WHOSE INCOME HAS BEEN REDUCED DUE TO THE COVID-19 PANDEMIC. DURING THE PROGRAM YEAR 80 HOUSEHOLDS WERE ASSISTED WITH HOUSING SERVICES.
2022	FUNDS WERE USED FOR THE OPERATION OF AN EMERGENCY HOUSING VOUCHER PROGRAM TO PROVIDE ASSISTANCE TO HOUSEHOLDS WHOSE INCOME HAS BEEN REDUCED DUE TO THE COVID-19 PANDEMIC. DURING THE PROGRAM YEAR 109 HOUSEHOLDS WERE ASSISTED WITH HOUSING SERVICES.
2023	FUNDS WERE USED FOR THE OPERATION OF AN EMERGENCY HOUSING VOUCHER PROGRAM TO PROVIDE ASSISTANCE TO HOUSEHOLDS WHOSE INCOME HAS BEEN REDUCED DUE TO THE COVID-19 PANDEMIC. THE EXPENSES DRAWN FOR 2023 PROGRAM YEAR WERE FOR THOSE HOUSEHOLDS THAT WERE REPORTED DURING PROGRAM YEAR 2022.

**PGM Year:** 2020  
**Project:** 0031 - Meadows/Northland/Arlington  
**IDIS Activity:** 3367 - MEADOWS/NORTHLAND/ARLINGTON  
**Status:** Open **Objective:** Create suitable living environments  
**Location:** Address Suppressed **Outcome:** Availability/accessibility  
**Matrix Code:** Street Improvements (03K) **National Objective:** LMA

**Activity to prevent, prepare for, and respond to Coronavirus:** No  
**Initial Funding Date:** 08/03/2021

**Description:**

Reconstruction of the street, curbs, gutters, and sidewalks in Northland Arlington Meadows area.  
 The government's Division of Engineering is responsible for project construction.  
 This phase includes Highlawn Avenue from Bluegrass Avenue to end of street, Guthrie Alley from first turn to Highlawn Avenue, and Bolser Avenue from Highlawn Avenue to Gracelawn Lane.

**Financing**

	Fund Type	Grant Year	Grant	Funded Amount	Drawn In Program Year	Drawn Thru Program Year
CDBG	EN	2020	B20MC210004	\$896,558.76	\$4,545.00	\$891,600.76
<b>Total</b>	<b>Total</b>			<b>\$896,558.76</b>	<b>\$4,545.00</b>	<b>\$891,600.76</b>

**Proposed Accomplishments**

People (General) : 2,000  
 Total Population in Service Area: 2,450  
 Census Tract Percent Low / Mod: 75.51

**Annual Accomplishments**

Years	Accomplishment Narrative
2020	During the program year a Memorandum of Understanding was executed with the Division of Engineering for the completion of public improvements for the next phase of the project. The next phase of the project will include public improvements on Highlawn Avenue from Bluegrass Avenue to end of street, Guthrie Alley from first turn to Highlawn Avenue, and Bolser Avenue from Highlawn Avenue to Gracelawn Avenue. It was bid in June 2021, a construction contract for the low bid of \$1,242,903 will be executed in July 2021.
2021	Funds were spent on a construction contract for public improvements on Highlawn Avenue from Bluegrass Avenue to end of street, Guthrie Alley from first turn to Highlawn Avenue, and Bolser Avenue from Highlawn Avenue to Gracelawn Avenue was executed in July 2021. The project includes replacement of curbs, gutters, sidewalks, street reconstruction, and storm sewer improvements
2022	A \$1,242,903 construction contract for public improvements on Highlawn Avenue from Bluegrass Avenue to end of street, Guthrie Alley from first turn to Highlawn Avenue, and Bolser Avenue from Highlawn Avenue to Gracelawn Avenue was executed in July 2021. In April 2022, the next phase of the project was added to the current contract which includes public improvements on Bluegrass Avenue from Bryan Avenue to Highlawn Avenue. During the program year CDBG funds were expensed on construction of these phases; which includes replacement of curbs, gutters, sidewalks, street reconstruction, and storm sewer improvements. The current phases under construction will be completed fall 2023.
2023	A \$1,242,903 construction contract for public improvements on Highlawn Avenue from Bluegrass Avenue to end of street, Guthrie Alley from first turn to Highlawn Avenue, and Bolser Avenue from Highlawn Avenue to Gracelawn Avenue was executed in July 2021. In April 2022, the next phase of the project was added to the contract which includes public improvements on Bluegrass Avenue from Bryan Avenue to Highlawn Avenue. During the program year \$385,735 in CDBG funds were expensed on construction of these phases; which includes replacement of curbs, gutters, sidewalks, street reconstruction, and storm sewer improvements. These phases were completed in December 2023. Funds were also spent on design of the next phase.

**PGM Year:** 2021  
**Project:** 0001 - Grantee Administration  
**IDIS Activity:** 3386 - ADMINISTRATION

**Status:** Open **Objective:**  
**Location:** , **Outcome:**  
**Matrix Code:** General Program Administration (21A) **National Objective:**

**Activity to prevent, prepare for, and respond to Coronavirus:** No  
**Initial Funding Date:** 11/05/2021

**Description:**

PROJECT WILL SUPPORT THE ADMINISTRATIVE COSTS OF OPERATING THE CDBG PROGRAM.  
 THESE COSTS INCLUDE ADMINISTRATIVE PERSONNEL, PROFESSIONAL SERVICES, TRAINING, SUPPLIES, EQUIPMENT AND OTHER OPERATING COSTS.

**Financing**

	Fund Type	Grant Year	Grant	Funded Amount	Drawn In Program Year	Drawn Thru Program Year
CDBG	EN	2021	B21MC210004	\$248,813.77	\$4,031.43	\$120,793.10
	PI			\$20,839.23	\$0.00	\$20,839.23
<b>Total</b>	<b>Total</b>			<b>\$269,653.00</b>	<b>\$4,031.43</b>	<b>\$141,632.33</b>

**PGM Year:** 2021  
**Project:** 0005 - Housing Rehabilitation Operations  
**IDIS Activity:** 3387 - HOUSING REHABILITATION OPERATIONS  
 Status: Open      Objective: Provide decent affordable housing  
 Location: 200 E Main St Lexington, KY 40507-1310      Outcome: Affordability  
    Matrix Code: Rehabilitation Administration (14H)      National Objective: LMH

**Activity to prevent, prepare for, and respond to Coronavirus:** No  
**Initial Funding Date:** 11/05/2021

**Description:**  
 FUNDS WILL BE USED TO OPERATE THE SINGLE FAMILY HOUSING REHABILITATION PROGRAM.  
 THE COSTS SUPPORTED ARE PERSONNEL, LEGAL AND APPRAISAL FEES, AND OTHER OPERATIONAL SUPPLIES.

**Financing**

	Fund Type	Grant Year	Grant	Funded Amount	Drawn In Program Year	Drawn Thru Program Year
CDBG	EN	2021	B21MC210004	\$248,671.28	\$4,063.99	\$205,141.05
	PI			\$147,204.72	\$0.00	\$147,204.72
<b>Total</b>	<b>Total</b>			<b>\$395,876.00</b>	<b>\$4,063.99</b>	<b>\$352,345.77</b>

**Annual Accomplishments**

Years	Accomplishment Narrative
2021	FUNDS WERE USED TO OPERATE THE SINGLE FAMILY HOUSING REHABILITATION PROGRAM. THE COSTS SUPPORTED ARE SALARIES, LEAD BASED PAINT TESTING FEES, SUPPLIES, AND TRAINING COSTS.
2022	FUNDS WERE USED TO OPERATE THE SINGLE FAMILY HOUSING REHABILITATION PROGRAM. THE COSTS SUPPORTED ARE SALARIES, CELL PHONE COSTS, LEAD BASED PAINT TESTING FEES, ATTORNEY FEES, LOAN SERVICING FEES, SUPPLIES, DUES, AND TRAINING COSTS.
2023	FUNDS WERE USED TO OPERATE THE SINGLE FAMILY HOUSING REHABILITATION PROGRAM. THE COSTS SUPPORTED ARE CELL PHONE COSTS, LEAD BASED PAINT TESTING FEES, LOAN SERVICING FEES, TRAINING, AND SUPPLIES.



**PGM Year:** 2021  
**Project:** 0010 - Youth Services  
**IDIS Activity:** 3388 - PAL  
**Status:** Open  
**Location:** 540 E Third St Lexington, KY 40508-1693  
**Objective:** Create suitable living environments  
**Outcome:** Availability/accessibility  
**Matrix Code:** Youth Services (05D)  
**National Objective:** LMC

**Activity to prevent, prepare for, and respond to Coronavirus:** No  
**Initial Funding Date:** 11/09/2021

**Description:**

POLICE ACTIVITIES LEAGUE OPERATING AT 1625 RUSSELL CAVE ROAD AND THE CHARLES YOUNG COMMUNITY CENTER AT EAST THIRD STREET PROVIDES RECREATIONAL AND EDUCATIONAL ACTIVITIES FOR LOW-INCOME YOUTH IN AN EFFORT TO PROVIDE THEM WITH AN ALTERNATIVE TO DRUG AND DELINQUENT ACTIVITIES.

**Financing**

	Fund Type	Grant Year	Grant	Funded Amount	Drawn In Program Year	Drawn Thru Program Year
CDBG	EN	2021	B21MC210004	\$25,000.00	\$20,875.47	\$24,654.93
<b>Total</b>	<b>Total</b>			<b>\$25,000.00</b>	<b>\$20,875.47</b>	<b>\$24,654.93</b>

**Proposed Accomplishments**

People (General) : 175

**Actual Accomplishments**

Number assisted:	Person	
	Total	Hispanic
White:	6	1
Black/African American:	86	0
Asian:	0	0
American Indian/Alaskan Native:	0	0
Native Hawaiian/Other Pacific Islander:	0	0
American Indian/Alaskan Native & White:	0	0
Asian White:	0	0
Black/African American & White:	0	0
American Indian/Alaskan Native & Black/African American:	0	0
Other multi-racial:	0	0
Asian/Pacific Islander:	0	0
Hispanic:	0	0
<b>Total:</b>	<b>92</b>	<b>1</b>

Female-headed Households:

Income Category:	Person
Extremely Low	0
Low Mod	0
Moderate	92
Non Low Moderate	0
Total	92
Percent Low/Mod	100.0%

**Annual Accomplishments**

Years	Accomplishment Narrative
2021	During the program year a Memorandum of Understanding was executed with the Division of Police for the operation of the youth activity.
2022	FUNDS WERE USED TO SUPPORT THE POLICE ACTIVITIES LEAGUE PROGRAM. ACTIVITIES SUPPORTED INCLUDE SOFTBALL, BASKETBALL AND ELITE CHEER. THERE WAS A DECREASE OF 64% IN JUVENILE ARRESTS IN FAYETTE COUNTY COMPARED TO THE SAME TIME LAST YEAR AND THERE WERE NO ARRESTS DURING THE PROGRAM YEAR FOR PAL PARTICIPANTS.
2023	FUNDS WERE USED TO SUPPORT THE POLICE ACTIVITIES LEAGUE PROGRAM. ACTIVITIES SUPPORTED INCLUDE SOFTBALL, FOOTBALL AND ELITE CHEER. THERE WAS A INCREASE OF 58% IN JUVENILE ARRESTS IN FAYETTE COUNTY COMPARED TO THE SAME TIME LAST YEAR AND THERE WERE NO ARRESTS DURING THE PROGRAM YEAR FOR PAL PARTICIPANTS.

**PGM Year:** 2021  
**Project:** 0003 - Meadows/Northland/Arlington  
**IDIS Activity:** 3389 - MEADOWS/NORTHLAND/ARLINGTON  
**Status:** Open **Objective:** Create suitable living environments  
**Location:** Address Suppressed **Outcome:** Availability/accessibility  
**Matrix Code:** Street Improvements (03K) **National Objective:** LMA

**Activity to prevent, prepare for, and respond to Coronavirus:** No  
**Initial Funding Date:** 11/24/2021

**Description:**

Reconstruction of the street, curbs, gutters, and sidewalks in Northland Arlington Meadows area.  
 The government's Division of Engineering is responsible for project construction.  
 This phase includes Bluegrass Avenue from Bryan Avenue to Highlawn Avenue.

**Financing**

	Fund Type	Grant Year	Grant	Funded Amount	Drawn In Program Year	Drawn Thru Program Year
CDBG	EN	2021	B21MC210004	\$788,588.32	\$605,511.57	\$763,306.32
	PI			\$11,401.68	\$0.00	\$11,401.68
<b>Total</b>	<b>Total</b>			<b>\$800,000.00</b>	<b>\$605,511.57</b>	<b>\$774,708.00</b>

**Proposed Accomplishments**

People (General) : 2,000  
 Total Population in Service Area: 1,250  
 Census Tract Percent Low / Mod: 67.60

**Annual Accomplishments**

Years	Accomplishment Narrative
2021	The funds were spent for a construction contract for public improvements on Highlawn Avenue from Bluegrass Avenue to end of street, Gutherie Alley from first turn to Highlawn Avenue, and Bolser Avenue from Highlawn Avenue to Gracelawn Avenue was executed in July 2021. During the program year CDBG funds were expended on construction of this phase; which includes replacement of curbs, gutters, sidewalks, street reconstruction, and storm sewer improvements. In April 2022, the next phase of the project was added to the current contract which includes public improvements on Bluegrass Avenue from Bryan Avenue to Highlawn Avenue. Funds were also spent for design of future phases.
2022	A \$1,242,903 construction contract for public improvements on Highlawn Avenue from Bluegrass Avenue to end of street, Gutherie Alley from first turn to Highlawn Avenue, and Bolser Avenue from Highlawn Avenue to Gracelawn Avenue was executed in July 2021. In April 2022, the next phase of the project was added to the current contract which includes public improvements on Bluegrass Avenue from Bryan Avenue to Highlawn Avenue. During the program year CDBG funds were expended on construction of these phases; which includes replacement of curbs, gutters, sidewalks, street reconstruction, and storm sewer improvements. The current phases under construction will be completed fall 2023. Funds were also spent for an easement needed for construction of the project phase.
2023	A \$1,242,903 construction contract for public improvements on Highlawn Avenue from Bluegrass Avenue to end of street, Gutherie Alley from first turn to Highlawn Avenue, and Bolser Avenue from Highlawn Avenue to Gracelawn Avenue was executed in July 2021. In April 2022, the next phase of the project was added to the contract which includes public improvements on Bluegrass Avenue from Bryan Avenue to Highlawn Avenue. During the program year \$385,735 in CDBG funds were expended on construction of these phases; which includes replacement of curbs, gutters, sidewalks, street reconstruction, and storm sewer improvements. These phases were completed in December 2023. A \$764,812 construction contract for public improvements for the next phase of the project which includes McCloy Alley from Locust Avenue to Bluegrass Avenue was executed in August 2023. In November 2023, the next phase of the project was added to the contract which includes public improvements on Locust Avenue from Bryan Avenue to Highlawn Avenue. During the program year \$933,709 in CDBG funds were expended on construction of these phases; which includes replacement of curbs, gutters, sidewalks, street reconstruction, and storm sewer improvements. Over \$473,479 of local sewer funds were leveraged this program year for the current phases of construction. The current phases under construction will be completed in December 2024. The next phase will be bid in the fall of 2024. This phase will include Rosemary Avenue from North Limestone to Loneta Avenue and continue to the end of Loneta Avenue.

**PGM Year:** 2021  
**Project:** 0006 - Single Family Housing Rehabilitation Program  
**IDIS Activity:** 3392 - CDBG HOUSING REHABILITATION PROGRAM  
 Status: Open Objective: Provide decent affordable housing  
 Location: 200 E Main St Lexington, KY 40507-1310 Outcome: Affordability  
 Matrix Code: Rehab; Single-Unit Residential (14A) National Objective: LMH

**Activity to prevent, prepare for, and respond to Coronavirus:** No  
**Initial Funding Date:** 11/22/2021

**Description:**  
 FUNDS WILL BE USED TO PROVIDE LOANS AND DEFERRED LOANS TO HOMEOWNERS FOR PURPOSES OF BRINGING THEIR HOMES INTO COMPLIANCE WITH THE HOUSING CODE.

**Financing**

	Fund Type	Grant Year	Grant	Funded Amount	Drawn In Program Year	Drawn Thru Program Year
CDBG	EN	2021	B21MC210004	\$445,257.09	\$0.00	\$4,500.00
	PI			\$40,893.50	\$0.00	\$40,893.50
<b>Total</b>	<b>Total</b>			<b>\$486,150.59</b>	<b>\$0.00</b>	<b>\$45,393.50</b>

**Proposed Accomplishments**

Housing Units : 15

**Actual Accomplishments**

Number assisted:	Owner	
	Total	Hispanic
White:	1	0
Black/African American:	0	0
Asian:	0	0
American Indian/Alaskan Native:	0	0
Native Hawaiian/Other Pacific Islander:	0	0
American Indian/Alaskan Native & White:	0	0
Asian White:	0	0
Black/African American & White:	0	0
American Indian/Alaskan Native & Black/African American:	0	0
Other multi-racial:	0	0
Asian/Pacific Islander:	0	0
Hispanic:	0	0
<b>Total:</b>	<b>1</b>	<b>0</b>

Female-headed Households: 0

*Income Category:*

	Owner
Extremely Low	1
Low Mod	0
Moderate	0
Non Low Moderate	0
Total	1
Percent Low/Mod	100.0%

**Annual Accomplishments**

Years	Accomplishment Narrative
2021	Completed one rehabilitation contract that was awarded last program year.
2022	Funds were used to complete one rehabilitation contract that the accomplishments were reported in another rehabilitation activity.
2023	Expenses were lowered to adjust for a correction needed.

**PGM Year:** 2021  
**Project:** 0002 - Fair Housing Education and Outreach  
**IDIS Activity:** 3393 - FAIR HOUSING  
**Status:** Completed 6/26/2024 12:00:00 AM **Objective:**  
**Location:** , **Outcome:**  
**Matrix Code:** Fair Housing Activities (subject to 20% **National Objective:**

**Activity to prevent, prepare for, and respond to Coronavirus:** No  
**Initial Funding Date:** 11/30/2021

**Description:**  
 The project consists of retaining a full-time investigator to conduct fair housing complaints.  
 The implementing agency is the Lexington-Fayette Urban County Human Rights Commission.

**Financing**

	Fund Type	Grant Year	Grant	Funded Amount	Drawn In Program Year	Drawn Thru Program Year
CDBG	EN	2021	B21MC210004	\$50,000.00	\$25,181.78	\$50,000.00
<b>Total</b>	<b>Total</b>			<b>\$50,000.00</b>	<b>\$25,181.78</b>	<b>\$50,000.00</b>

**PGM Year:** 2021  
**Project:** 0010 - Youth Services  
**IDIS Activity:** 3394 - CARNEGIE YOUTH MEETING AUTHORS  
 Status: Completed 6/28/2024 12:00:00 AM Objective: Create suitable living environments  
 Location: 251 W Second St Lexington, KY 40507-1135 Outcome: Availability/accessibility  
 Matrix Code: Youth Services (05D) National Objective: LMC

**Activity to prevent, prepare for, and respond to Coronavirus:** No  
**Initial Funding Date:** 11/30/2021

**Description:**  
 FUNDS WILL BE USED FOR THE OPERATION OF A YOUTH MEETING AUTHORS PROGRAM THAT PARTNERS WITH THE SCHOOL SYSTEM.  
 THE PROGRAM HOPES TO INCREASE STUDENTS INTEREST IN READING AND WRITING.

**Financing**

	Fund Type	Grant Year	Grant	Funded Amount	Drawn In Program Year	Drawn Thru Program Year
CDBG	EN	2021	B21MC210004	\$30,000.00	\$6,030.54	\$30,000.00
<b>Total</b>	<b>Total</b>			<b>\$30,000.00</b>	<b>\$6,030.54</b>	<b>\$30,000.00</b>

**Proposed Accomplishments**

People (General): 1,900

**Actual Accomplishments**

Number assisted:	Person	
	Total	Hispanic
White:	680	401
Black/African American:	1,066	0
Asian:	37	0
American Indian/Alaskan Native:	2	0
Native Hawaiian/Other Pacific Islander:	2	0
American Indian/Alaskan Native & White:	0	0
Asian White:	32	0
Black/African American & White:	92	0
American Indian/Alaskan Native & Black/African American:	0	0
Other multi-racial:	0	0
Asian/Pacific Islander:	0	0
Hispanic:	0	0
<b>Total:</b>	<b>1,911</b>	<b>401</b>

**Female-headed Households:**

Income Category:	Person
Extremely Low	0
Low Mod	0
Moderate	1,911
Non Low Moderate	0
Total	1,911
Percent Low/Mod	100.0%

**Annual Accomplishments**

Years	Accomplishment Narrative
2021	During the program year an agreement was executed with the subrecipient for a literacy program for children.
2022	During the program year a literacy program for children was operated to increase interest in reading and writing. Of the 1911 youth that participated, 252 youth showed increased interest in reading and 140 youth showed an increased interest in writing.
2023	During the program year a literacy program for children was operated to increase interest in reading and writing. Of the 545 youth that participated, 56 youth showed increased interest in reading and 40 youth showed an increased interest in writing.

**PGM Year:** 2021  
**Project:** 0010 - Youth Services  
**IDIS Activity:** 3404 - EXPLORIUM  
 Status: Completed 6/28/2024 4:16:02 PM  
 Location: 440 W Short St Lexington, KY 40507-1206  
 Objective: Create suitable living environments  
 Outcome: Availability/accessibility  
 Matrix Code: Youth Services (05D)  
 National Objective: LMC

**Activity to prevent, prepare for, and respond to Coronavirus:** No  
**Initial Funding Date:** 03/21/2022

**Description:**  
 FUNDS WILL BE USED FOR THE OPERATION OF A YOUTH EDUCATION PROGRAM PROVIDING EDUCATIONAL ACTIVITY KITS TO HOMELESS CHILDREN.

**Financing**

	Fund Type	Grant Year	Grant	Funded Amount	Drawn In Program Year	Drawn Thru Program Year
CDBG	EN	2021	B21MC210004	\$25,594.00	\$11,680.98	\$25,594.00
<b>Total</b>	<b>Total</b>			<b>\$25,594.00</b>	<b>\$11,680.98</b>	<b>\$25,594.00</b>

**Proposed Accomplishments**

People (General) : 300

**Actual Accomplishments**

Number assisted:

	Person	
	Total	Hispanic
White:	103	74
Black/African American:	44	0
Asian:	0	0
American Indian/Alaskan Native:	0	0
Native Hawaiian/Other Pacific Islander:	0	0
American Indian/Alaskan Native & White:	0	0
Asian White:	0	0
Black/African American & White:	34	0
American Indian/Alaskan Native & Black/African American:	0	0
Other multi-racial:	0	0
Asian/Pacific Islander:	0	0
Hispanic:	0	0
<b>Total:</b>	<b>181</b>	<b>74</b>

Female-headed Households:

Income Category:

	Person
Extremely Low	164
Low Mod	0
Moderate	0
Non Low Moderate	0
Total	164
Percent Low/Mod	100.0%

**Annual Accomplishments**

Years	Accomplishment Narrative
2021	FUNDS WERE USED FOR THE OPERATION OF A YOUTH EDUCATION PROGRAM PROVIDING EDUCATIONAL ACTIVITY KITS TO HOMELESS CHILDREN. TWENTY PARTICIPANTS SHOWED INCREASED KNOWLEDGE OF SCIENCE, TECHNOLOGY, ENGINEERING, ARTS, AND MATHEMATICS.
2022	FUNDS WERE USED FOR THE OPERATION OF A YOUTH EDUCATION PROGRAM PROVIDING EDUCATIONAL ACTIVITY KITS TO HOMELESS CHILDREN. NINETY-SEVEN PARTICIPANTS SHOWED INCREASED KNOWLEDGE OF SCIENCE, TECHNOLOGY, ENGINEERING, ARTS, AND MATHEMATICS.
2023	FUNDS WERE USED FOR THE OPERATION OF A YOUTH EDUCATION PROGRAM PROVIDING EDUCATIONAL ACTIVITY KITS TO HOMELESS CHILDREN. One hundred and forty-nine PARTICIPANTS SHOWED INCREASED KNOWLEDGE OF SCIENCE, TECHNOLOGY, ENGINEERING, ARTS, AND MATHEMATICS.

**PGM Year:** 2021  
**Project:** 0009 - LFUCG Park Improvements  
**IDIS Activity:** 3406 - KIRKLEVINGTON PARK  
 Status: Completed 6/5/2024 12:00:00 AM  
 Location: 396 Redding Rd Lexington, KY 40517-2336  
 Objective: Create suitable living environments  
 Outcome: Availability/accessibility  
 Matrix Code: Parks, Recreational Facilities (03F) National Objective: LMA

**Activity to prevent, prepare for, and respond to Coronavirus:** No  
**Initial Funding Date:** 06/28/2022

**Description:**  
 FUNDS WILL BE USED FOR PARK IMPROVEMENTS AT KIRKLEVINGTON PARK

**Financing**

	Fund Type	Grant Year	Grant	Funded Amount	Drawn In Program Year	Drawn Thru Program Year
CDBG	EN	2021	B21MC210004	\$263,627.71	\$27,097.71	\$263,627.71
	PI			\$690.00	\$0.00	\$690.00
<b>Total</b>	<b>Total</b>			<b>\$264,317.71</b>	<b>\$27,097.71</b>	<b>\$264,317.71</b>

**Proposed Accomplishments**

Public Facilities : 1  
 Total Population in Service Area: 3,700  
 Census Tract Percent Low / Mod: 68.65

**Annual Accomplishments**

Years	Accomplishment Narrative
2021	FUNDS WERE USED FOR PARK IMPROVEMENTS AT KIRKLEVINGTON PARK.
2022	FUNDS WERE USED FOR PARK IMPROVEMENTS AT KIRKLEVINGTON PARK. THE IMPROVEMENTS COMPLETED WERE LIGHTING AND RESURFACING AT THE PICKLEBALL COURTS. THE PROJECT WILL BE COMPLETED IN THE FALL OF 2023.
2023	FUNDS WERE USED FOR PARK IMPROVEMENTS AT KIRKLEVINGTON PARK. THE IMPROVEMENTS COMPLETED WERE LIGHTING AND RESURFACING AT THE PICKLEBALL COURTS. THE PROJECT IS COMPLETE.

**PGM Year:** 2021  
**Project:** 0004 - LFUCG Homeowner Sidewalk Replacement  
**IDIS Activity:** 3418 - SIDEWALK REPAIRS  
 Status: Completed 5/21/2024 12:00:00 AM      Objective: Create suitable living environments  
 Location: Address Suppressed      Outcome: Availability/accessibility  
    Matrix Code: Sidewalks (03L)      National Objective: LMC

**Activity to prevent, prepare for, and respond to Coronavirus:** No  
**Initial Funding Date:** 10/03/2022

**Description:**  
 FUNDS WILL BE USED TO PROVIDE FINANCIAL ASSISTANCE TO LOW INCOME HOMEOWNERS FOR SIDEWALK REPAIRS.

**Financing**

	Fund Type	Grant Year	Grant	Funded Amount	Drawn In Program Year	Drawn Thru Program Year
CDBG	EN	2021	B21MC210004	\$3,758.00	\$3,758.00	\$3,758.00
<b>Total</b>	<b>Total</b>			<b>\$3,758.00</b>	<b>\$3,758.00</b>	<b>\$3,758.00</b>

**Proposed Accomplishments**

People (General) : 10

**Actual Accomplishments**

Number assisted:	Person	
	Total	Hispanic
White:	6	0
Black/African American:	1	0
Asian:	0	0
American Indian/Alaskan Native:	0	0
Native Hawaiian/Other Pacific Islander:	0	0
American Indian/Alaskan Native & White:	0	0
Asian White:	0	0
Black/African American & White:	0	0
American Indian/Alaskan Native & Black/African American:	0	0
Other multi-racial:	1	0
Asian/Pacific Islander:	0	0
Hispanic:	0	0
<b>Total:</b>	<b>8</b>	<b>0</b>

Female-headed Households:

Income Category:	Person
Extremely Low	2
Low Mod	0
Moderate	6
Non Low Moderate	0
Total	8
Percent Low/Mod	100.0%

**Annual Accomplishments**

Years	Accomplishment Narrative
2022	No funds were spent on this activity this program year. Funds will be expended in the fall of 2023.
2023	FUNDS WERE USED TO PROVIDE FINANCIAL ASSISTANCE TO 4 LOW INCOME HOMEOWNERS FOR SIDEWALK REPAIRS.



**PGM Year:** 2022  
**Project:** 0003 - Grantee Administration  
**IDIS Activity:** 3420 - ADMINISTRATION

**Status:** Open  
**Location:** ,

**Objective:**  
**Outcome:**  
**Matrix Code:** General Program Administration (21A)      **National Objective:**

**Activity to prevent, prepare for, and respond to Coronavirus:** No  
**Initial Funding Date:** 12/22/2022

**Description:**

PROJECT WILL SUPPORT THE ADMINISTRATIVE COSTS OF OPERATING THE CDBG PROGRAM.  
 THESE COSTS INCLUDE ADMINISTRATIVE PERSONNEL, PROFESSIONAL SERVICES, TRAINING, SUPPLIES, EQUIPMENT AND OTHER OPERATING COSTS.

**Financing**

	Fund Type	Grant Year	Grant	Funded Amount	Drawn In Program Year	Drawn Thru Program Year
CDBG	EN	2022	B22MC210004	\$200,000.00	\$53,291.03	\$119,736.77
	PI			\$20,649.76	\$0.00	\$20,649.76
<b>Total</b>	<b>Total</b>			<b>\$220,649.76</b>	<b>\$53,291.03</b>	<b>\$140,386.53</b>

**PGM Year:** 2022  
**Project:** 0012 - Housing Rehabilitation Operations  
**IDIS Activity:** 3422 - HOUSING REHABILITATION OPERATIONS  
**Status:** Open **Objective:** Provide decent affordable housing  
**Location:** 200 E Main St Lexington, KY 40507-1310 **Outcome:** Affordability  
**Matrix Code:** Rehabilitation Administration (14H) **National Objective:** LMH

**Activity to prevent, prepare for, and respond to Coronavirus:** No  
**Initial Funding Date:** 12/22/2022

**Description:**  
 FUNDS WILL BE USED TO OPERATE THE SINGLE FAMILY HOUSING REHABILITATION PROGRAM.  
 THE COSTS SUPPORTED ARE PERSONNEL, LEGAL AND APPRAISAL FEES, AND OTHER OPERATIONAL SUPPLIES.

**Financing**

	Fund Type	Grant Year	Grant	Funded Amount	Drawn In Program Year	Drawn Thru Program Year
CDBG	EN	2022	B22MC210004	\$338,840.34	\$188,511.05	\$316,228.38
	PI			\$83,937.66	\$0.00	\$83,937.66
<b>Total</b>	<b>Total</b>			<b>\$422,778.00</b>	<b>\$188,511.05</b>	<b>\$400,166.04</b>

**Annual Accomplishments**

Years	Accomplishment Narrative
2022	FUNDS WERE USED TO OPERATE THE SINGLE FAMILY HOUSING REHABILITATION PROGRAM. THE COSTS SUPPORTED ARE SALARIES, LEAD BASED PAINT TESTING FEES, ATTORNEY FEES, LOAN SERVICING FEES, DUES, TRAINING COSTS, AND SUPPLIES.
2023	FUNDS WERE USED TO OPERATE THE SINGLE FAMILY HOUSING REHABILITATION PROGRAM. THE COSTS SUPPORTED ARE SALARIES, CELL PHONE COSTS, DUES, TRAINING, AND SUPPLIES.

**PGM Year:** 2022  
**Project:** 0001 - CAC Home Repair and Rehabilitation  
**IDIS Activity:** 3425 - CAC Home Repair  
**Status:** Open **Objective:** Provide decent affordable housing  
**Location:** Address Suppressed **Outcome:** Affordability  
**Matrix Code:** Rehab; Single-Unit Residential (14A) **National Objective:** LMH

**Activity to prevent, prepare for, and respond to Coronavirus:** No  
**Initial Funding Date:** 02/24/2023

**Description:**  
 ORGANIZATION WILL MAKE MINOR REPAIRS TO HOUSING UNITS OCCUPIED BY LOW INCOME PERSONS TO MAKE THE UNIT MEET THE MINIMUM STANDARDS NECESSARY TO BE ELIGIBLE FOR IMPROVEMENTS USING THE DEPARTMENT OF ENERGY'S WEATHERIZATION PROGRAM.

**Financing**

	Fund Type	Grant Year	Grant	Funded Amount	Drawn In Program Year	Drawn Thru Program Year
CDBG	EN	2022	B22MC210004	\$10,000.00	\$0.00	\$0.00
<b>Total</b>	<b>Total</b>			<b>\$10,000.00</b>	<b>\$0.00</b>	<b>\$0.00</b>

**Proposed Accomplishments**

Housing Units : 2

**Annual Accomplishments**

Years	Accomplishment Narrative
2022	This program year an agreement was executed with the subrecipient to operate a repair program for housing units occupied by low income persons.
2023	THE SUBRECIPIENT DID NOT SPEND ANY FUNDS FOR THIS ACTIVITY DURING THE PROGRAM YEAR.

**PGM Year:** 2022  
**Project:** 0013 - Meadows/Northland/Arlington  
**IDIS Activity:** 3427 - MEADOWS/NORTHLAND/ARLINGTON  
**Status:** Open **Objective:** Create suitable living environments  
**Location:** Address Suppressed **Outcome:** Availability/accessibility  
**Matrix Code:** Street Improvements (03K) **National Objective:** LMA

**Activity to prevent, prepare for, and respond to Coronavirus:** No  
**Initial Funding Date:** 02/27/2023

**Description:**

Reconstruction of the street, curbs, gutters, and sidewalks in Northland Arlington Meadows area.  
 The government's Division of Engineering is responsible for project construction.  
 This phase includes McCloy Alley from Bolser Avenue to Locust Avenue, Griffin Alley from Highlawn Avenue to McCloy Alley, Highlawn Avenue from Bluegrass Avenue to Jordan Avenue, and Jordan Avenue from Highlawn Avenue to Bryan Avenue.

**Financing**

	Fund Type	Grant Year	Grant	Funded Amount	Drawn In Program Year	Drawn Thru Program Year
CDBG	EN	2022	B22MC210004	\$1,000,000.00	\$544,195.52	\$544,195.52
<b>Total</b>	<b>Total</b>			<b>\$1,000,000.00</b>	<b>\$544,195.52</b>	<b>\$544,195.52</b>

**Proposed Accomplishments**

People (General): 2,000  
 Total Population in Service Area: 1,250  
 Census Tract Percent Low / Mod: 87.60

**Annual Accomplishments**

Years	Accomplishment Narrative
2022	During the program year a Memorandum of Understanding was executed with the Division of Engineering for the completion of public improvements for the next phase of the project.
2023	<p>A \$1,242,903 construction contract for public improvements on Highlawn Avenue from Bluegrass Avenue to end of street, Gutherie Alley from first turn to Highlawn Avenue, and Bolser Avenue from Highlawn Avenue to Gracelawn Avenue was executed in July 2021. In April 2022, the next phase of the project was added to the contract which includes public improvements on Bluegrass Avenue from Bryan Avenue to Highlawn Avenue. During the program year \$385,735 in CDBG funds were expensed on construction of these phases; which includes replacement of curbs, gutters, sidewalks, street reconstruction, and storm sewer improvements. These phases were completed in December 2023.</p> <p>A \$764,812 construction contract for public improvements for the next phase of the project which includes McCloy Alley from Locust Avenue to Bluegrass Avenue was executed in August 2023. In November 2023, the next phase of the project was added to the contract which includes public improvements on Locust Avenue from Bryan Avenue to Highlawn Avenue. During the program year \$933,709 in CDBG funds were expensed on construction of these phases; which includes replacement of curbs, gutters, sidewalks, street reconstruction, and storm sewer improvements. Over \$473,479 of local sewer funds were leveraged this program year for the current phases of construction. The current phases under construction will be completed in December 2024. The next phase will be bid in the fall of 2024. This phase will include Rosemary Avenue from North Limestone to Loneta Avenue and continue to the end of Loneta Avenue.</p>

PGM Year: 2022

Project: 0016 - Youth Services

IDIS Activity: 3436 - ARBOR YOUTH SERVICES

Status: Completed 6/28/2024 5:38:07 PM

Location: 540 W Third St Lexington, KY 40508-1241

Objective: Create suitable living environments

Outcome: Availability/accessibility

Matrix Code: Youth Services (05D)

National Objective: LMC

Activity to prevent, prepare for, and respond to Coronavirus: No

Initial Funding Date: 03/21/2023

Description:

This activity will provide for the operation of a Street Outreach Center for outreach and education services to youth ages 18 - 24 that are homeless, living on the streets, or at risk of homelessness.

Financing

	Fund Type	Grant Year	Grant	Funded Amount	Drawn In Program Year	Drawn Thru Program Year
CDBG	EN	2022	B22MC210004	\$49,919.00	\$25,893.42	\$49,919.00
<b>Total</b>	<b>Total</b>			<b>\$49,919.00</b>	<b>\$25,893.42</b>	<b>\$49,919.00</b>

Proposed Accomplishments

People (General) : 75

Actual Accomplishments

Number assisted:	Person	
	Total	Hispanic
White:	89	17
Black/African American:	88	0
Asian:	3	0
American Indian/Alaskan Native:	3	0
Native Hawaiian/Other Pacific Islander:	0	0
American Indian/Alaskan Native & White:	3	0
Asian White:	0	0
Black/African American & White:	13	0
American Indian/Alaskan Native & Black/African American:	0	0
Other multi-racial:	0	0
Asian/Pacific Islander:	0	0
Hispanic:	0	0
<b>Total:</b>	<b>199</b>	<b>17</b>

Female-headed Households:

Income Category:	Person
Extremely Low	196
Low Mod	0
Moderate	0
Non Low Moderate	0
Total	196
Percent Low/Mod	100.0%

Annual Accomplishments

Years	Accomplishment Narrative
2022	FUNDS WERE USED TO SUPPORT AN OUTREACH PROGRAM FOR YOUTH WHO ARE HOMELESS OR AT RISK OF HOMELESSNESS. MOST PARTICIPANTS HAVE COMPLETED SAFETY PLANS.
2023	FUNDS WERE USED TO SUPPORT AN OUTREACH PROGRAM FOR YOUTH WHO ARE HOMELESS OR AT RISK OF HOMELESSNESS. MOST PARTICIPANTS HAVE COMPLETED SAFETY PLANS.

**PGM Year:** 2022  
**Project:** 0017 - Housing Rehabilitation, Emergency Repair  
**IDIS Activity:** 3437 - EMERGENCY HOUSING REHAB  
**Status:** Completed 6/28/2024 12:00:00 AM  
**Location:** Address Suppressed  
**Objective:** Provide decent affordable housing  
**Outcome:** Affordability  
**Matrix Code:** Rehab; Single-Unit Residential (14A)  
**National Objective:** LMH

**Activity to prevent, prepare for, and respond to Coronavirus:** No  
**Initial Funding Date:** 03/21/2023

**Description:**  
 FUNDS WILL BE USED TO PROVIDE LOANS TO LOW-INCOME HOMEOWNERS WHO NEED FINANCIAL ASSISTANCE FOR EMERGENCY REPAIRS.

**Financing**

	Fund Type	Grant Year	Grant	Funded Amount	Drawn In Program Year	Drawn Thru Program Year
CDBG	EN	2022	B22MC210004	\$180,000.00	\$120,004.00	\$180,000.00
<b>Total</b>	<b>Total</b>			<b>\$180,000.00</b>	<b>\$120,004.00</b>	<b>\$180,000.00</b>

**Proposed Accomplishments**

Housing Units : 15

**Actual Accomplishments**

Number assisted:	Owner	
	Total	Hispanic
White:	4	0
Black/African American:	11	0
Asian:	2	0
American Indian/Alaskan Native:	0	0
Native Hawaiian/Other Pacific Islander:	0	0
American Indian/Alaskan Native & White:	0	0
Asian White:	0	0
Black/African American & White:	0	0
American Indian/Alaskan Native & Black/African American:	0	0
Other multi-racial:	0	0
Asian/Pacific Islander:	0	0
Hispanic:	0	0
<b>Total:</b>	<b>17</b>	<b>0</b>

Female-headed Households: 13

*Income Category:*

	Owner
Extremely Low	4
Low Mod	6
Moderate	6
Non Low Moderate	0
Total	16
Percent Low/Mod	100.0%

**Annual Accomplishments**

Years	Accomplishment Narrative
2022	FUNDS WERE PROVIDED FOR DEFERRED LOANS TO ELEVEN LOW-INCOME HOMEOWNERS WHO NEEDED FINANCIAL ASSISTANCE FOR EMERGENCY REPAIRS. EIGHT OF THE UNITS HAD REPAIRS COMPLETED THIS PROGRAM YEAR.
2023	FUNDS WERE PROVIDED FOR DEFERRED LOANS TO TWELVE LOW-INCOME HOMEOWNERS WHO NEEDED FINANCIAL ASSISTANCE FOR EMERGENCY REPAIRS. REPAIRS WERE COMPLETED ON THREE UNITS THAT FUNDS WERE AWARDED LAST PROGRAM YEAR.

**PGM Year:** 2022  
**Project:** 0018 - New Beginnings Transitional Housing  
**IDIS Activity:** 3438 - New Beginnings Housing Navigator  
**Status:** Completed 6/28/2024 12:00:00 AM  
**Location:** 1353 W Main St Lexington, KY 40508-2065  
**Objective:** Create suitable living environments  
**Outcome:** Availability/accessibility  
**Matrix Code:** Services for Persons with Disabilities  
**National Objective:** LMC

**Activity to prevent, prepare for, and respond to Coronavirus:** No  
**Initial Funding Date:** 04/17/2023

**Description:**  
 The funds will be used for the operation of a housing navigator program for persons with serious mental illness who are low-income and are ready to transition from an institutional setting to permanent housing.

**Financing**

	Fund Type	Grant Year	Grant	Funded Amount	Drawn In Program Year	Drawn Thru Program Year
CDBG	EN	2022	B22MC210004	\$54,000.00	\$39,229.46	\$54,000.00
<b>Total</b>	<b>Total</b>			<b>\$54,000.00</b>	<b>\$39,229.46</b>	<b>\$54,000.00</b>

**Proposed Accomplishments**

People (General) : 40

**Actual Accomplishments**

Number assisted:	Person	
	Total	Hispanic
White:	20	0
Black/African American:	5	0
Asian:	0	0
American Indian/Alaskan Native:	0	0
Native Hawaiian/Other Pacific Islander:	0	0
American Indian/Alaskan Native & White:	0	0
Asian White:	0	0
Black/African American & White:	0	0
American Indian/Alaskan Native & Black/African American:	0	0
Other multi-racial:	0	0
Asian/Pacific Islander:	0	0
Hispanic:	0	0
<b>Total:</b>	<b>25</b>	<b>0</b>

Female-headed Households:

Income Category:	Person
Extremely Low	25
Low Mod	0
Moderate	0
Non Low Moderate	0
Total	25
Percent Low/Mod	100.0%

**Annual Accomplishments**

Years	Accomplishment Narrative
2022	The funds were used to provide housing navigation supportive services to persons with severe and persistent mental illness who are low-income and are transitioning from institutional settings to permanent housing. Two people assisted with homeless prevention were able to maintain permanent housing and three homeless persons obtained permanent housing.
2023	The funds were used to provide housing navigation supportive services to persons with severe and persistent mental illness who are low-income and are transitioning from institutional settings to permanent housing. Eleven people assisted with homeless prevention were able to maintain permanent housing and four homeless persons obtained permanent housing.

**PGM Year:** 2022  
**Project:** 0004 - Single Family Housing Rehabilitation Program  
**IDIS Activity:** 3439 - CDBG HOUSING REHABILITATION PROGRAM

Status: Open Objective: Provide decent affordable housing  
 Location: Address Suppressed Outcome: Affordability  
 Matrix Code: Rehab; Single-Unit Residential (14A) National Objective: LMH

Activity to prevent, prepare for, and respond to Coronavirus: No  
 Initial Funding Date: 04/26/2023

**Description:**  
 FUNDS WILL BE USED TO PROVIDE LOANS AND DEFERRED LOANS TO HOMEOWNERS FOR PURPOSES OF BRINGING THEIR HOMES INTO COMPLIANCE WITH THE HOUSING CODE.

**Financing**

	Fund Type	Grant Year	Grant	Funded Amount	Drawn In Program Year	Drawn Thru Program Year
CDBG	EN	2022	B22MC210004	\$243,114.41	\$22,225.00	\$102,193.50
<b>Total</b>	<b>Total</b>			<b>\$243,114.41</b>	<b>\$22,225.00</b>	<b>\$102,193.50</b>

**Proposed Accomplishments**

Housing Units : 20

**Actual Accomplishments**

Number assisted:	Owner	
	Total	Hispanic
White:	0	0
Black/African American:	1	0
Asian:	0	0
American Indian/Alaskan Native:	0	0
Native Hawaiian/Other Pacific Islander:	0	0
American Indian/Alaskan Native & White:	0	0
Asian White:	0	0
Black/African American & White:	0	0
American Indian/Alaskan Native & Black/African American:	0	0
Other multi-racial:	0	0
Asian/Pacific Islander:	0	0
Hispanic:	0	0
<b>Total:</b>	<b>1</b>	<b>0</b>

Female-headed Households: 1

*Income Category:*

	Owner
Extremely Low	0
Low Mod	1
Moderate	0
Non Low Moderate	0
Total	1
Percent Low/Mod	100.0%

**Annual Accomplishments**

Years	Accomplishment Narrative
2022	Awarded one housing rehabilitation contract this program year that will be completed in fall 2023.
2023	Completed one housing rehabilitation contract this program year that was awarded last program year.



**PGM Year:** 2022  
**Project:** 0019 - Radio Eye Public Service  
**IDIS Activity:** 3441 - READING SERVICE  
 Status: Open Objective: Create suitable living environments  
 Location: 1733 Russell Cave Rd Lexington, KY 40505-1600 Outcome: Availability/accessibility  
 Matrix Code: Services for Persons with Disabilities National Objective: LMC

**Activity to prevent, prepare for, and respond to Coronavirus:** No  
**Initial Funding Date:** 05/03/2023

**Description:**

FUNDS WILL BE USED TO OPERATE A READING SERVICE FOR PERSONS WITH VISUAL IMPAIRMENTS, LEARNING DISABILITIES, AND PHYSICAL DISABILITIES.

**Financing**

	Fund Type	Grant Year	Grant	Funded Amount	Drawn In Program Year	Drawn Thru Program Year
CDBG	EN	2022	B22MC210004	\$30,000.00	\$19,940.42	\$19,940.42
<b>Total</b>	<b>Total</b>			<b>\$30,000.00</b>	<b>\$19,940.42</b>	<b>\$19,940.42</b>

**Proposed Accomplishments**

People (General) : 250

**Actual Accomplishments**

Number assisted:	Person	
	Total	Hispanic
White:	113	1
Black/African American:	8	0
Asian:	1	0
American Indian/Alaskan Native:	0	0
Native Hawaiian/Other Pacific Islander:	0	0
American Indian/Alaskan Native & White:	0	0
Asian White:	0	0
Black/African American & White:	0	0
American Indian/Alaskan Native & Black/African American:	0	0
Other multi-racial:	0	0
Asian/Pacific Islander:	0	0
Hispanic:	0	0
<b>Total:</b>	<b>122</b>	<b>1</b>

**Female-headed Households:**

Income Category:	Person
Extremely Low	0
Low Mod	121
Moderate	0
Non Low Moderate	0
Total	121
Percent Low/Mod	100.0%

**Annual Accomplishments**

Years	Accomplishment Narrative
2022	FUNDS WERE USED TO OPERATE A READING SERVICE FOR PERSONS WITH VISUAL IMPAIRMENTS, LEARNING DISABILITIES, AND PHYSICAL DISABILITIES.
2023	FUNDS WERE USED TO OPERATE A READING SERVICE FOR PERSONS WITH VISUAL IMPAIRMENTS, LEARNING DISABILITIES, AND PHYSICAL DISABILITIES.

**PGM Year:** 2022  
**Project:** 0020 - LFUCG Homeowner Sidewalk Replacement  
**IDIS Activity:** 3442 - SIDEWALK REPAIRS

**Status:** Canceled 5/21/2024 12:00:00 AM  
**Location:** Address Suppressed  
**Objective:** Create suitable living environments  
**Outcome:** Affordability  
**Matrix Code:** Sidewalks (03L) **National Objective:** LMC

**Activity to prevent, prepare for, and respond to Coronavirus:** No  
**Initial Funding Date:** 05/03/2023

**Description:**  
FUNDS WILL BE USED TO PROVIDE FINANCIAL ASSISTANCE TO LOW INCOME HOMEOWNERS FOR SIDEWALK REPAIRS.

**Proposed Accomplishments**  
People (General) : 10

**Annual Accomplishments**

Years	Accomplishment Narrative
2022	During the program year a Memorandum of Understanding was executed with the Division of Code Enforcement for the operation of the program.

PGM Year: 2022  
 Project: 0021 - Fair Housing Education and Outreach  
 IDIS Activity: 3447 - FAIR HOUSING

Status: Open  
 Location: ,  
 Objective:  
 Outcome:  
 Matrix Code: Fair Housing Activities (subject to 20% National Objective:

Activity to prevent, prepare for, and respond to Coronavirus: No  
 Initial Funding Date: 06/29/2023

Description:  
 The project consists of retaining a full-time investigator to conduct fair housing complaints.  
 The implementing agency is the Lexington-Fayette Urban County Human Rights Commission.

**Financing**

	Fund Type	Grant Year	Grant	Funded Amount	Drawn in Program Year	Drawn Thru Program Year
CDBG	EN	2022	B22MC210004	\$50,000.00	\$24,992.38	\$24,992.38
<b>Total</b>	<b>Total</b>			<b>\$50,000.00</b>	<b>\$24,992.38</b>	<b>\$24,992.38</b>

**PGM Year:** 2022  
**Project:** 0016 - Youth Services  
**IDIS Activity:** 3448 - PAL  
**Status:** Open **Objective:** Create suitable living environments  
**Location:** 540 E Third St Lexington, KY 40508-1693 **Outcome:** Availability/accessibility  
**Matrix Code:** Youth Services (05D) **National Objective:** LMC

**Activity to prevent, prepare for, and respond to Coronavirus:** No  
**Initial Funding Date:** 03/27/2024

**Description:**  
 POLICE ACTIVITIES LEAGUE OPERATING AT 1625 RUSSELL CAVE ROAD AND THE CHARLES YOUNG COMMUNITY CENTER AT EAST THIRD STREET PROVIDES RECREATIONAL AND EDUCATIONAL ACTIVITIES FOR LOW-INCOME YOUTH IN AN EFFORT TO PROVIDE THEM WITH AN ALTERNATIVE TO DRUG AND DELINQUENT ACTIVITIES.

**Financing**

	Fund Type	Grant Year	Grant	Funded Amount	Drawn In Program Year	Drawn Thru Program Year
CDBG	EN	2022	B22MC210004	\$25,000.00	\$11,174.90	\$11,174.90
<b>Total</b>	<b>Total</b>			<b>\$25,000.00</b>	<b>\$11,174.90</b>	<b>\$11,174.90</b>

**Proposed Accomplishments**

People (General): 175

**Actual Accomplishments**

Number assisted:	Person	
	Total	Hispanic
White:	3	2
Black/African American:	7	0
Asian:	0	0
American Indian/Alaskan Native:	0	0
Native Hawaiian/Other Pacific Islander:	0	0
American Indian/Alaskan Native & White:	0	0
Asian White:	0	0
Black/African American & White:	0	0
American Indian/Alaskan Native & Black/African American:	0	0
Other multi-racial:	0	0
Asian/Pacific Islander:	0	0
Hispanic:	0	0
<b>Total:</b>	<b>10</b>	<b>2</b>

Female-headed Households:

Income Category:	Person
Extremely Low	0
Low Mod	0
Moderate	10
Non Low Moderate	0
Total	10
Percent Low/Mod	100.0%

**Annual Accomplishments**

Years	Accomplishment Narrative
2022	During the program year a Memorandum of Understanding was executed with the Division of Police for the operation of the youth activity.
2023	UNDS WERE USED TO SUPPORT THE POLICE ACTIVITIES LEAGUE PROGRAM. ACTIVITIES SUPPORTED INCLUDE SOFTBALL AND BASKETBALL. THERE WAS A INCREASE OF 56% IN JUVENILE ARRESTS IN FAYETTE COUNTY COMPARED TO THE SAME TIME LAST YEAR AND THERE WERE NO ARRESTS DURING THE PROGRAM YEAR FOR PAL PARTICIPANTS.

**PGM Year:** 2022  
**Project:** 0002 - Foundation for Affordable Housing St James Place  
**IDIS Activity:** 3449 - ST JAMES CASE MANAGER  
**Status:** Open **Objective:** Create suitable living environments  
**Location:** 169 Deweese St Lexington, KY 40507-1937 **Outcome:** Availability/accessibility  
**Matrix Code:** Housing Information and Referral **National Objective:** LMC

**Activity to prevent, prepare for, and respond to Coronavirus:** No  
**Initial Funding Date:** 06/29/2023

**Description:**  
 FUNDS WILL BE USED TO PROVIDE A CASE MANAGER TO ASSIST RESIDENTS AND HOMELESS INDIVIDUAL APPLICANTS WITH REFERRALS TO PROPER LOCAL GOVERNMENT AND PRIVATE ENTITIES FOR HEALTH, FINANCES, BENEFITS, AND OTHER FORMS OF SUPPORT.

**Financing**

	Fund Type	Grant Year	Grant	Funded Amount	Drawn In Program Year	Drawn Thru Program Year
CDBG	EN	2022	B22MC210004	\$60,772.00	\$41,083.53	\$41,083.53
<b>Total</b>	<b>Total</b>			<b>\$60,772.00</b>	<b>\$41,083.53</b>	<b>\$41,083.53</b>

**Proposed Accomplishments**

People (General) : 416

**Actual Accomplishments**

Number assisted:	Person	
	Total	Hispanic
White:	173	6
Black/African American:	169	0
Asian:	0	0
American Indian/Alaskan Native:	1	0
Native Hawaiian/Other Pacific Islander:	2	0
American Indian/Alaskan Native & White:	0	0
Asian White:	0	0
Black/African American & White:	22	0
American Indian/Alaskan Native & Black/African American:	0	0
Other multi-racial:	0	0
Asian/Pacific Islander:	0	0
Hispanic:	0	0
<b>Total:</b>	<b>367</b>	<b>6</b>

**Female-headed Households:**

Income Category:	Person
Extremely Low	133
Low Mod	234
Moderate	0
Non Low Moderate	0
Total	367
Percent Low/Mod	100.0%

**Annual Accomplishments**

Years	Accomplishment Narrative
2022	This program year an agreement was executed with the subrecipient to provide a case manager for residents of St. James Place Apartments and homeless individual applicants.
2023	THE PROJECT PROVIDED A CASE MANAGER TO ASSIST RESIDENTS AND HOMELESS INDIVIDUAL APPLICANTS WITH REFERRALS TO PROPER LOCAL GOVERNMENT AND PRIVATE ENTITIES FOR HEALTH, FINANCES, BENEFITS, AND OTHER FORMS OF SUPPORT.

**PGM Year:** 2023  
**Project:** 0001 - Grantee Administration  
**IDIS Activity:** 3452 - ADMINISTRATION

**Status:** Open  
**Location:** ,

**Objective:**  
**Outcome:**  
**Matrix Code:** General Program Administration (21A)      **National Objective:**

**Activity to prevent, prepare for, and respond to Coronavirus:** No  
**Initial Funding Date:** 10/26/2023

**Description:**

PROJECT WILL SUPPORT THE ADMINISTRATIVE COSTS OF OPERATING THE CDBG PROGRAM.  
 THESE COSTS INCLUDE ADMINISTRATIVE PERSONNEL, PROFESSIONAL SERVICES, TRAINING, SUPPLIES, EQUIPMENT AND OTHER OPERATING COSTS.

**Financing**

	Fund Type	Grant Year	Grant	Funded Amount	Drawn In Program Year	Drawn Thru Program Year
CDBG	EN	2023	B23MC210004	\$200,175.20	\$152,700.59	\$152,700.59
	PI			\$42,575.80	\$42,575.80	\$42,575.80
<b>Total</b>	<b>Total</b>			<b>\$242,751.00</b>	<b>\$195,276.39</b>	<b>\$195,276.39</b>

**IPGM Year:** 2023  
**Project:** 0004 - Housing Rehabilitation Operations  
**IDIS Activity:** 3453 - HOUSING REHABILITATION OPERATIONS  
**Status:** Open **Objective:** Provide decent affordable housing  
**Location:** Address Suppressed **Outcome:** Affordability  
**Matrix Code:** Rehabilitation Administration (14H) **National Objective:** LMH

**Activity to prevent, prepare for, and respond to Coronavirus:** No  
**Initial Funding Date:** 10/26/2023

**Description:**  
 FUNDS WILL BE USED TO OPERATE THE SINGLE FAMILY HOUSING REHABILITATION PROGRAM.  
 THE COSTS SUPPORTED ARE PERSONNEL, LEGAL AND APPRAISAL FEES, AND OTHER OPERATIONAL SUPPLIES.

**Financing**

	Fund Type	Grant Year	Grant	Funded Amount	Drawn In Program Year	Drawn Thru Program Year
CDBG	EN	2023	B23MC210004	\$337,564.71	\$165,396.33	\$165,396.33
	PI			\$74,784.92	\$74,784.92	\$74,784.92
<b>Total</b>	<b>Total</b>			<b>\$412,349.63</b>	<b>\$240,181.25</b>	<b>\$240,181.25</b>

**Annual Accomplishments**

Years	Accomplishment Narrative
2023	FUNDS WERE USED TO OPERATE THE SINGLE FAMILY HOUSING REHABILITATION PROGRAM. THE COSTS SUPPORTED ARE SALARIES, CELL PHONE COSTS, APPRAISAL AND ATTORNEY SERVICES, ASBESTOS AND LEAD BASED PAINT TESTING SERVICES, TRAINING, BUILDING INSPECTOR AND LICENSE FEES, AND SUPPLIES.

**PGM Year:** 2023  
**Project:** 0003 - Meadows/Northland/Arlington  
**IDIS Activity:** 3455 - MEADOWS/NORTHLAND/ARLINGTON  
**Status:** Open **Objective:** Create suitable living environments  
**Location:** Address Suppressed **Outcome:** Availability/accessibility  
**Matrix Code:** Street Improvements (03K) **National Objective:** LMA

**Activity to prevent, prepare for, and respond to Coronavirus:** No  
**Initial Funding Date:** 11/07/2023

**Description:**  
 Reconstruction of the street, curbs, gutters, and sidewalks in Northland Arlington Meadows area. The government's Division of Engineering is responsible for project construction. This phase includes Locust Avenue from Highlawn Avenue to Bryan Avenue.

**Financing**

	Fund Type	Grant Year	Grant	Funded Amount	Drawn In Program Year	Drawn Thru Program Year
CDBG	EN	2023	B23MC210004	\$1,097,615.00	\$164,365.00	\$164,365.00
<b>Total</b>	<b>Total</b>			<b>\$1,097,615.00</b>	<b>\$164,365.00</b>	<b>\$164,365.00</b>

**Proposed Accomplishments**

People (General): 2,000  
 Total Population in Service Area: 1,250  
 Census Tract Percent Low / Mod: 87.60

**Annual Accomplishments**

Years	Accomplishment Narrative
2023	A \$764,812 construction contract for public improvements for the next phase of the project which includes McCloy Alley from Locust Avenue to Bluegrass Avenue was executed in August 2023. In November 2023, the next phase of the project was added to the contract which includes public improvements on Locust Avenue from Bryan Avenue to Highlawn Avenue. During the program year \$933,709 in CDBG funds were expensed on construction of these phases; which includes replacement of curbs, gutters, sidewalks, street reconstruction, and storm sewer improvements. Over \$473,479 of local sewer funds were leveraged this program year for the current phases of construction. The current phases under construction will be completed in December 2024. The next phase will be bid in the fall of 2024. This phase will include Rosemary Avenue from North Limestone to Loneta Avenue and continue to the end of Loneta Avenue.



**PGM Year:** 2023  
**Project:** 0005 - Single Family Housing Rehabilitation Program  
**IDIS Activity:** 3458 - CDBG HOUSING REHABILITATION PROGRAM  
**Status:** Open **Objective:** Provide decent affordable housing  
**Location:** Address Suppressed **Outcome:** Affordability  
**Matrix Code:** Rehab; Single-Unit Residential (14A) **National Objective:** LMH

**Activity to prevent, prepare for, and respond to Coronavirus:** No  
**Initial Funding Date:** 11/22/2023

**Description:**  
 FUNDS WILL BE USED TO PROVIDE LOANS AND DEFERRED LOANS TO HOMEOWNERS FOR PURPOSES OF BRINGING THEIR HOMES INTO COMPLIANCE WITH THE HOUSING CODE.

**Financing**

	Fund Type	Grant Year	Grant	Funded Amount	Drawn In Program Year	Drawn Thru Program Year
CDBG	EN	2023	B23MC210004	\$333,783.00	\$63,540.75	\$63,540.75
<b>Total</b>	<b>Total</b>			<b>\$333,783.00</b>	<b>\$63,540.75</b>	<b>\$63,540.75</b>

**Proposed Accomplishments**

Housing Units : 12

**Actual Accomplishments**

Number assisted:	Owner	
	Total	Hispanic
White:	0	0
Black/African American:	1	0
Asian:	0	0
American Indian/Alaskan Native:	0	0
Native Hawaiian/Other Pacific Islander:	0	0
American Indian/Alaskan Native & White:	0	0
Asian White:	0	0
Black/African American & White:	0	0
American Indian/Alaskan Native & Black/African American:	0	0
Other multi-racial:	0	0
Asian/Pacific Islander:	0	0
Hispanic:	0	0
<b>Total:</b>	<b>1</b>	<b>0</b>

Female-headed Households: 1

*Income Category:*

	Owner
Extremely Low	0
Low Mod	0
Moderate	1
Non Low Moderate	0
Total	1
Percent Low/Mod	100.0%

**Annual Accomplishments**

Years	Accomplishment Narrative
2023	Awarded two rehabilitation contracts and completed one this program year.

**PGM Year:** 2023  
**Project:** 0006 - Housing Rehabilitation, Emergency Repair  
**IDIS Activity:** 3459 - EMERGENCY HOUSING REHAB  
**Status:** Open **Objective:** Provide decent affordable housing  
**Location:** Address Suppressed **Outcome:** Affordability  
**Matrix Code:** Rehab; Single-Unit Residential (14A) **National Objective:** LMH

**Activity to prevent, prepare for, and respond to Coronavirus:** No  
**Initial Funding Date:** 11/22/2023

**Description:**  
 FUNDS WILL BE USED TO PROVIDE LOANS TO LOW-INCOME HOMEOWNERS WHO NEED FINANCIAL ASSISTANCE FOR EMERGENCY REPAIRS.

**Financing**

	Fund Type	Grant Year	Grant	Funded Amount	Drawn In Program Year	Drawn Thru Program Year
CDBG	EN	2023	B23MC210004	\$142,769.09	\$86,269.98	\$86,269.98
	PI			\$7,210.91	\$7,210.91	\$7,210.91
<b>Total</b>	<b>Total</b>			<b>\$150,000.00</b>	<b>\$93,480.89</b>	<b>\$93,480.89</b>

**Proposed Accomplishments**

Housing Units : 17

**Actual Accomplishments**

Number assisted:	Owner	
	Total	Hispanic
White:	2	0
Black/African American:	12	0
Asian:	0	0
American Indian/Alaskan Native:	0	0
Native Hawaiian/Other Pacific Islander:	0	0
American Indian/Alaskan Native & White:	0	0
Asian White:	0	0
Black/African American & White:	0	0
American Indian/Alaskan Native & Black/African American:	0	0
Other multi-racial:	0	0
Asian/Pacific Islander:	0	0
Hispanic:	0	0
<b>Total:</b>	<b>14</b>	<b>0</b>

Female-headed Households: 12

*Income Category:*

	Owner
Extremely Low	2
Low Mod	6
Moderate	6
Non Low Moderate	0
Total	14
Percent Low/Mod	100.0%

**Annual Accomplishments**

Years	Accomplishment Narrative
2023	FUNDS WERE PROVIDED FOR DEFERRED LOANS TO FOURTEEN LOW-INCOME HOMEOWNERS WHO NEEDED FINANCIAL ASSISTANCE FOR EMERGENCY REPAIRS.

**PGM Year:** 2023  
**Project:** 0002 - Fair Housing Education and Outreach  
**IDIS Activity:** 3462 - FAIR HOUSING

**Status:** Open **Objective:**  
**Location:** , **Outcome:**  
**Matrix Code:** Fair Housing Activities (subject to 20% **National Objective:**

**Activity to prevent, prepare for, and respond to Coronavirus:** No  
**Initial Funding Date:** 01/25/2024

**Description:**  
 The project consists of retaining a full-time investigator to conduct fair housing complaints.  
 The implementing agency is the Lexington-Fayette Urban County Human Rights Commission.

**Financing**

	Fund Type	Grant Year	Grant	Funded Amount	Drawn In Program Year	Drawn Thru Program Year
CDBG	EN	2023	B23MC210004	\$50,000.00	\$0.00	\$0.00
<b>Total</b>	<b>Total</b>			<b>\$50,000.00</b>	<b>\$0.00</b>	<b>\$0.00</b>

**PGM Year:** 2023  
**Project:** 0008 - Youth Services  
**IDIS Activity:** 3464 - ARBOR YOUTH SERVICES  
**Status:** Open **Objective:** Create suitable living environments  
**Location:** 540 W Third St Lexington, KY 40508-1241 **Outcome:** Availability/accessibility  
**Matrix Code:** Youth Services (05D) **National Objective:** LMC

**Activity to prevent, prepare for, and respond to Coronavirus:** No  
**Initial Funding Date:** 02/28/2024

**Description:**  
 This activity will provide for the operation of a Street Outreach Center for outreach and education services to youth ages 18 - 24 that are homeless, living on the streets, or at risk of homelessness.

**Financing**

	Fund Type	Grant Year	Grant	Funded Amount	Drawn In Program Year	Drawn Thru Program Year
CDBG	EN	2023	B23MC210004	\$50,000.00	\$38,358.06	\$38,358.06
<b>Total</b>	<b>Total</b>			<b>\$50,000.00</b>	<b>\$38,358.06</b>	<b>\$38,358.06</b>

**Proposed Accomplishments**

People (General): 75

**Actual Accomplishments**

Number assisted:	Person	
	Total	Hispanic
White:	55	16
Black/African American:	21	0
Asian:	0	0
American Indian/Alaskan Native:	0	0
Native Hawaiian/Other Pacific Islander:	0	0
American Indian/Alaskan Native & White:	0	0
Asian White:	0	0
Black/African American & White:	2	0
American Indian/Alaskan Native & Black/African American:	0	0
Other multi-racial:	0	0
Asian/Pacific Islander:	0	0
Hispanic:	0	0
<b>Total:</b>	<b>78</b>	<b>16</b>

**Female-headed Households:**

Income Category:	Person
Extremely Low	78
Low Mod	0
Moderate	0
Non Low Moderate	0
Total	78
Percent Low/Mod	100.0%

**Annual Accomplishments**

Years	Accomplishment Narrative
2023	FUNDS WERE USED TO SUPPORT AN OUTREACH PROGRAM FOR YOUTH WHO ARE HOMELESS OR AT RISK OF HOMELESSNESS. MOST PARTICIPANTS HAVE COMPLETED SAFETY PLANS.

**PGM Year:** 2023  
**Project:** 0008 - Youth Services  
**IDIS Activity:** 3465 - REPAIRERS  
**Status:** Completed 6/28/2024 12:00:00 AM  
**Location:** 180 E Maxwell St Lexington, KY 40508-2639  
**Objective:** Create suitable living environments  
**Outcome:** Availability/accessibility  
**Matrix Code:** Youth Services (05D)  
**National Objective:** LMC

**Activity to prevent, prepare for, and respond to Coronavirus:** No  
**Initial Funding Date:** 03/27/2024

**Description:**  
 FUNDS WILL BE USED FOR THE OPERATION OF A YOUTH SERVICES AFTERSCHOOL PROGRAM IN A LOW-INCOME NEIGHBORHOOD CONSISTING OF A MEAL PROGRAM, TUTORING PROGRAM, AND AN EDUCATIONAL ENRICHMENT PROGRAM.

**Financing**

	Fund Type	Grant Year	Grant	Funded Amount	Drawn In Program Year	Drawn Thru Program Year
CDBG	EN	2023	B23MC210004	\$20,000.00	\$20,000.00	\$20,000.00
<b>Total</b>	<b>Total</b>			<b>\$20,000.00</b>	<b>\$20,000.00</b>	<b>\$20,000.00</b>

**Proposed Accomplishments**

People (General) : 100

**Actual Accomplishments**

Number assisted:

	Person	
	Total	Hispanic
White:		0
Black/African American:	33	0
Asian:	0	0
American Indian/Alaskan Native:	0	0
Native Hawaiian/Other Pacific Islander:	0	0
American Indian/Alaskan Native & White:	0	0
Asian White:	0	0
Black/African American & White:	2	0
American Indian/Alaskan Native & Black/African American:	0	0
Other multi-racial:	0	0
Asian/Pacific Islander:	0	0
Hispanic:	0	0
<b>Total:</b>	<b>35</b>	<b>0</b>

Female-headed Households:

Income Category:

	Person
Extremely Low	0
Low Mod	0
Moderate	35
Non Low Moderate	0
Total	35
Percent Low/Mod	100.0%

**Annual Accomplishments**

Years	Accomplishment Narrative
2023	FUNDS WERE USED FOR THE OPERATION OF A YOUTH SERVICES AFTERSCHOOL PROGRAM IN A LOW-INCOME NEIGHBORHOOD, CONSISTING OF A MEAL PROGRAM, TUTORING PROGRAM, AND AN EDUCATIONAL ENRICHMENT PROGRAM. 27 PROGRAM PARTICIPANTS IMPROVED ACADEMIC PERFORMANCE.

**PGM Year:** 2023  
**Project:** 0008 - Youth Services  
**IDIS Activity:** 3466 - PAL  
**Status:** Open  
**Location:** 540 E Third St Lexington, KY 40508-1693

**Objective:** Create suitable living environments  
**Outcome:** Availability/accessibility  
**Matrix Code:** Youth Services (05D) **National Objective:** LMC

**Activity to prevent, prepare for, and respond to Coronavirus:** No  
**Initial Funding Date:** 02/28/2024

**Description:**  
 POLICE ACTIVITIES LEAGUE OPERATING AT 1625 RUSSELL CAVE ROAD AND THE CHARLES YOUNG COMMUNITY CENTER AT EAST THIRD STREET PROVIDES RECREATIONAL AND EDUCATIONAL ACTIVITIES FOR LOW-INCOME YOUTH IN AN EFFORT TO PROVIDE THEM WITH AN ALTERNATIVE TO DRUG AND DELINQUENT ACTIVITIES.

**Financing**

	Fund Type	Grant Year	Grant	Funded Amount	Drawn In Program Year	Drawn Thru Program Year
CDBG	EN	2023	B23MC210004	\$25,000.00	\$0.00	\$0.00
<b>Total</b>	<b>Total</b>			<b>\$25,000.00</b>	<b>\$0.00</b>	<b>\$0.00</b>

**Proposed Accomplishments**  
 People (General): 1,034

**Annual Accomplishments**

Years	Accomplishment Narrative
2023	During the program year a Memorandum of Understanding was executed with the Division of Police for the operation of the youth activity.

**PGM Year:** 2023  
**Project:** 0009 - New Beginnings Housing Navigator  
**IDIS Activity:** 3487 - New Beginnings Housing Navigator

**Status:** Open  
**Location:** 1353 W Main St Lexington, KY 40508-2065  
**Objective:** Create suitable living environments  
**Outcome:** Availability/accessibility  
**Matrix Code:** Services for Persons with Disabilities  
**National Objective:** LMC

**Activity to prevent, prepare for, and respond to Coronavirus:** No  
**Initial Funding Date:** 02/28/2024

**Description:**  
 The funds will be used for the operation of a housing navigator program for persons with serious mental illness who are low-income and are ready to transition from an institutional setting to permanent housing.

**Financing**

	Fund Type	Grant Year	Grant	Funded Amount	Drawn In Program Year	Drawn Thru Program Year
CDBG	EN	2023	B23MC210004	\$54,000.00	\$1,571.18	\$1,571.18
<b>Total</b>	<b>Total</b>			<b>\$54,000.00</b>	<b>\$1,571.18</b>	<b>\$1,571.18</b>

**Proposed Accomplishments**

People (General) : 30

**Actual Accomplishments**

*Number assisted:*

	Person	
	Total	Hispanic
White:	4	0
Black/African American:	1	0
Asian:	0	0
American Indian/Alaskan Native:	0	0
Native Hawaiian/Other Pacific Islander:	0	0
American Indian/Alaskan Native & White:	0	0
Asian White:	0	0
Black/African American & White:	0	0
American Indian/Alaskan Native & Black/African American:	0	0
Other multi-racial:	0	0
Asian/Pacific Islander:	0	0
Hispanic:	0	0
<b>Total:</b>	<b>5</b>	<b>0</b>

**Female-headed Households:**

*Income Category:*

	Person
Extremely Low	5
Low Mod	0
Moderate	0
Non Low Moderate	0
Total	5
Percent Low/Mod	100.0%

**Annual Accomplishments**

Years	Accomplishment Narrative
2023	The funds were used to provide housing navigation supportive services to persons with severe and persistent mental illness who are low-income and are transitioning from institutional settings to permanent housing.

**PGM Year:** 2023  
**Project:** 0011 - Moveable Feast Lexington  
**IDIS Activity:** 3468 - Moveable Feast  
**Status:** Open  
**Location:** 474 Silver Maple Way Lexington, KY 40508-1747

**Objective:** Create suitable living environments  
**Outcome:** Availability/accessibility  
**Matrix Code:** Other Public Services Not Listed in 05A-  
**National Objective:** LMC

**Activity to prevent, prepare for, and respond to Coronavirus:** No  
**Initial Funding Date:** 03/20/2024

**Description:**

The funds will be used for the operation to support individuals, families and caregivers affected by the HIV/AIDS and Hospice Care patients with nutritious, hot daily meals and medicines for as long as they are needed.

**Financing**

	Fund Type	Grant Year	Grant	Funded Amount	Drawn In Program Year	Drawn Thru Program Year
CDBG	EN	2023	B23MC210004	\$30,000.00	\$19,910.49	\$19,910.49
<b>Total</b>	<b>Total</b>			<b>\$30,000.00</b>	<b>\$19,910.49</b>	<b>\$19,910.49</b>

**Proposed Accomplishments**

People (General) : 243

**Actual Accomplishments**

Number assisted:

	Person	
	Total	Hispanic
White:	122	8
Black/African American:	53	0
Asian:	0	0
American Indian/Alaskan Native:	0	0
Native Hawaiian/Other Pacific Islander:	0	0
American Indian/Alaskan Native & White:	0	0
Asian White:	0	0
Black/African American & White:	0	0
American Indian/Alaskan Native & Black/African American:	0	0
Other multi-racial:	0	0
Asian/Pacific Islander:	0	0
Hispanic:	0	0
<b>Total:</b>	<b>175</b>	<b>8</b>

Female-headed Households:

Income Category:

	Person
Extremely Low	0
Low Mod	175
Moderate	0
Non Low Moderate	0
Total	175
Percent Low/Mod	100.0%

**Annual Accomplishments**

**Years**      **Accomplishment Narrative**

2023      FUNDS WERE USED TO PROVIDE DAILY MEALS TO LOW\_INCOME PEOPLE WHO HAVE HIV/AIDS AND THOSE UNDER THE CARE OF HOSPICE.



**PGM Year:** 2019  
**Project:** 0021 - Application Fee and Deposit Assistance Program  
**IDIS Activity:** 3478 - APPLICATION FEE AND DEPOSIT ASSISTANCE PROGRAM  
**Status:** Open **Objective:** Provide decent affordable housing  
**Location:** 200 E Main St Lexington, KY 40507-1310 **Outcome:** Affordability  
**Matrix Code:** Security Deposits (05T) **National Objective:** LMH

**Activity to prevent, prepare for, and respond to Coronavirus:** No  
**Initial Funding Date:** 06/27/2024

**Description:**  
 A new application fee and deposit assistance program to provide financial assistance with relocation expenses for low-income renter households at heightened risks of housing instability.

**Financing**

	Fund Type	Grant Year	Grant	Funded Amount	Drawn In Program Year	Drawn Thru Program Year
CDBG	EN	2019	B19MC210004	\$34,368.31	\$0.00	\$0.00
<b>Total</b>	<b>Total</b>			<b>\$34,368.31</b>	<b>\$0.00</b>	<b>\$0.00</b>

**Proposed Accomplishments**  
 Households (General) : 50

**Annual Accomplishments**

Years	Accomplishment Narrative
2023	A MEMORANDUM OF UNDERSTANDING WAS EXECUTED IN MARCH 2024 FOR THE OPERATION OF THE PROGRAM WITH THE GOVERNMENT'S DIVISION OF COMMUNITY AND RESIDENT SERVICES.

**PGM Year:** 2020  
**Project:** 0042 - Application Fee and Deposit Assistance Program  
**IDIS Activity:** 3479 - APPLICATION FEE AND DEPOSIT ASSISTANCE PROGRAM  
**Status:** Open **Objective:** Provide decent affordable housing  
**Location:** 200 E Main St Lexington, KY 40507-1310 **Outcome:** Affordability  
**Matrix Code:** Security Deposits (05T) **National Objective:** LMH

**Activity to prevent, prepare for, and respond to Coronavirus:** No  
**Initial Funding Date:** 06/27/2024

**Description:**  
 A new application fee and deposit assistance program to provide financial assistance with relocation expenses for low-income renter households at heightened risks of housing instability.

**Financing**

	Fund Type	Grant Year	Grant	Funded Amount	Drawn In Program Year	Drawn Thru Program Year
CDBG	EN	2020	B20MC210004	\$105,894.46	\$0.00	\$0.00
<b>Total</b>	<b>Total</b>			<b>\$105,894.46</b>	<b>\$0.00</b>	<b>\$0.00</b>

**Proposed Accomplishments**  
 Households (General) : 50

**Annual Accomplishments**

Years	Accomplishment Narrative
2023	A MEMORANDUM OF UNDERSTANDING WAS EXECUTED IN MARCH 2024 FOR THE OPERATION OF THE PROGRAM WITH THE GOVERNMENT'S DIVISION OF COMMUNITY AND RESIDENT SERVICES.

PGM Year: 2018  
 Project: 0010 - LFUCG Parks Improvements  
 IDIS Activity: 3480 - ISAAC MURPHY SHADE STRUCTURE

Status: Open  
 Location: 577 E Third St Lexington, KY 40508-1612

Objective: Create suitable living environments  
 Outcome: Availabilty/accessibility  
 Matrix Code: Parks, Recreational Facilities (03F) National Objective: LMA

Activity to prevent, prepare for, and respond to Coronavirus: No  
 Initial Funding Date: 06/28/2024

Description:  
 FUNDS WILL BE USED FOR PARK IMPROVEMENTS AT ISAAC MUPRHY MEMORIAL ART GARDEN.

**Financing**

	Fund Type	Grant Year	Grant	Funded Amount	Drawn In Program Year	Drawn Thru Program Year
CDBG	EN	2018	B19MC210004	\$91.68	\$0.00	\$0.00
<b>Total</b>	<b>Total</b>			<b>\$91.68</b>	<b>\$0.00</b>	<b>\$0.00</b>

**Proposed Accomplishments**

Public Facilities : 1  
 Total Population in Service Area: 1,780  
 Census Tract Percent Low / Mod: 84.55

**Annual Accomplishments**

Years	Accomplishment Narrative
2023	Park improvements are scheduled to begin in late August and should be completed in the fall of 2024.

**PGM Year:** 2019  
**Project:** 0022 - LFUCG Parks Improvements  
**IDIS Activity:** 3482 - ISAAC MURPHY SHADE STRUCTURE

Status: Open Objective: Create suitable living environments  
 Location: 577 E Third St Lexington, KY 40508-1612 Outcome: Availability/accessibility  
 Matrix Code: Parks, Recreational Facilities (03F) National Objective: LMA

Activity to prevent, prepare for, and respond to Coronavirus: No  
 Initial Funding Date: 06/28/2024

Description:  
 FUNDS WILL BE USED FOR PARK IMPROVEMENTS AT ISAAC MURPHY MEMORIAL ART GARDEN.

**Financing**

	Fund Type	Grant Year	Grant	Funded Amount	Drawn In Program Year	Drawn Thru Program Year
CDBG	EN	2019	B19MC210004	\$17,349.24	\$0.00	\$0.00
<b>Total</b>	<b>Total</b>			<b>\$17,349.24</b>	<b>\$0.00</b>	<b>\$0.00</b>

**Proposed Accomplishments**

Public Facilities : 1  
 Total Population in Service Area: 1,780  
 Census Tract Percent Low / Mod: 84.55

**Annual Accomplishments**

Years	Accomplishment Narrative
2023	Park improvements are scheduled to begin in late August and should be completed in the fall of 2024.

**PGM Year:** 2020  
**Project:** 0044 - LFUCG Parks Improvements  
**IDIS Activity:** 3483 - ISAAC MURPHY SHADE STRUCTURE

Status: Open Objective: Create suitable living environments  
 Location: 577 E Third St Lexington, KY 40508-1612 Outcome: Availability/accessibility  
 Matrix Code: Parks, Recreational Facilities (03F) National Objective: LMA

Activity to prevent, prepare for, and respond to Coronavirus: No  
 Initial Funding Date: 06/28/2024

Description:  
 FUNDS WILL BE USED FOR PARK IMPROVEMENTS AT ISAAC MURPHY MEMORIAL ART GARDEN.

**Financing**

	Fund Type	Grant Year	Grant	Funded Amount	Drawn In Program Year	Drawn Thru Program Year
CDBG	EN	2020	B20MC210004	\$32,559.08	\$0.00	\$0.00
<b>Total</b>	<b>Total</b>			<b>\$32,559.08</b>	<b>\$0.00</b>	<b>\$0.00</b>

**Proposed Accomplishments**

Public Facilities : 1  
 Total Population in Service Area: 1,780  
 Census Tract Percent Low / Mod: 84.55

**Annual Accomplishments**

Years	Accomplishment Narrative	# Benefiting
2023	Park improvements are scheduled to begin in late August and should be completed in the fall of 2024.	

**Total Funded Amount:** \$15,099,586.75  
**Total Drawn Thru Program Year:** \$9,171,358.44  
**Total Drawn In Program Year:** \$2,928,650.89

### THANK YOU for your legal submission!

Your legal has been submitted for publication. Below is a confirmation of your legal placement. You will also receive an email confirmation.

#### ORDER DETAILS

**Order Number:**

IPL0192287

**Order Status:**

Submitted

**Classification:**

Legals & Public Notices

**Package:**

LEX - Legal Ads

**Final Cost:**

\$268.60

**Payment Type:**

Account Billed

**User ID:**

IPL0032323

#### ACCOUNT INFORMATION

LFUCG Grant and Special Programs IP  
200 East Main Street, 6th Floor  
Lexington, KY 40507  
859-258-3070  
sgranvil@lexingtonky.gov  
LFUCG Grant and Special Programs

#### TRANSACTION REPORT

**Date**

August 30, 2024 11:47:45 AM EDT

**Amount:**

\$268.60

#### SCHEDULE FOR AD NUMBER IPL01922870

September 11, 2024  
Lexington Herald-Leader Print Publication

#### PREVIEW FOR AD NUMBER IPL01922870

**PUBLIC NOTICE**

The Lexington-Fayette Urban County Government will submit its Community Development Block Grant Grantee Performance Report, HOME Investment Partnerships Program Report, Emergency Solutions Report, and the Consolidated Plan Performance Report for the year ending June 30, 2024 to the U. S.

Department of Housing and Urban Development on September 27, 2024. A copy of the draft report will be available on the government's web page at <https://www.lexingtonky.gov/consolidated-plan>. The draft report is also posted on the public library's website for review.

Any questions or comments should be submitted to the Division of Grants & Special Programs, Lexington-Fayette Urban County Government, Sixth Floor, 200 East Main Street, Lexington, Kentucky 40507 by September 26, 2024.

LFUCG operates its programs and services without regard to race, color, and national origin in accordance with Title VI of the Civil Rights Act of 1964. If information is needed in languages other than English or if you are a person with a disability that would necessitate assistance in receiving a copy of the draft, please contact the Division of Grants & Special Programs at (859) 258-3070 (TTY (859) 425-2563).

If you have any questions, please contact Mrs. Reynolds, at the Division of Grants & Special Programs at (859) 258-3070 (TTY (859) 425-2563).

LINDA GORTON  
MAYOR  
IPL0192287  
Sep 11 2024

[<< Click here to print a printer friendly version >>](#)

YOUR 7-DAY FORECAST

AccuWeather Visit AccuWeather.com
Today: Partly sunny and hot, 90°
Tonight: Patchy clouds, 62°
Thursday: Increasing clouds, 82°-66°
Friday: A couple of t-storms, 77°-65°
Saturday: A shower and t-storm, 80°-63°
Sunday: Occasional rain, 79°-61°
Monday: A t-storm or two, 79°-62°
Tuesday: Mostly sunny, 83°-61°

Rainfall Temperature™ is the composite index of effective temperature based on eight weather factors...

ALMANAC

Table with weather statistics: Lodgington Monday TEMPERATURE High/Low, Normal High/Low, Record High/Low, PRECIPITATION, POLLEN.

SUN & MOON

Table with sunrise/sunset times and moon phases: Sunrise today, Sunset tonight, Moonset today, MOON PHASES.


MOON PHASES



LAKES & RIVERS

Table with lake levels and river stages: Lake Levels (Hickman Lake, Green River Lake, Lake Cumberland, Cave Run Lake), River Stages (Kentucky River Lock 4, Kentucky River Lock 10, Kentucky River Lock 14, Ohio River at Ashland).

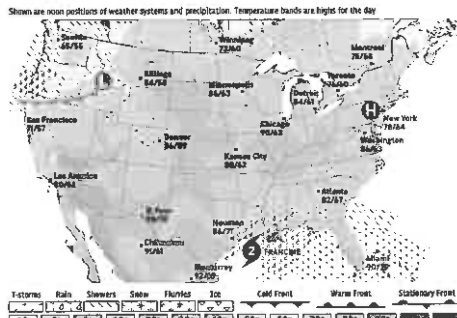
POLLEN



NATIONAL EXTREMES

MONDAY For the 48 contiguous states: High: 117° in Death Valley, CA; Low: 31° in Fairbank, CO.

TODAY'S NATIONAL FORECAST



Weather forecast for various locations: Madison 88/57, Falmouth 90/57, Portsmouth 90/57, Morehead 86/60, Winchester 88/60, Richmond 87/60, Jackson 87/62, Hazard 87/62, Elizabethtown 88/60, Darville 88/57, Mount Vernon 85/61, Greensburg 88/60, Somerset 87/60, Louisville 92/65, Frankfort 91/58, Lexington 90/82, Morehead 86/60.

AROUND THE NATION

Table with weather for major US cities: Today, Thursday, High, Low, Wind, Precip.

AROUND THE WORLD

Table with weather for major world cities: Today, Thursday, High, Low, Wind, Precip.



Herold-Leader File Photo

The Churchill Downs September Meet begins Sept. 12 and runs through Sept. 29.

Churchill Downs' 14-day September Meet starts this week

The 12th annual September Meet of thoroughbred racing gets underway Thursday evening at Churchill Downs. The meet will be staged over three weeks with racing on Wednesdays, Thursdays, Fridays, Saturdays and Sundays. The 14-day run ends Sept. 29. The first race each day at the Louisville racetrack will begin at 12:45 p.m., with the exception of the three "Twilight Thursday" events on Sept. 12, 19 and 26, when racing starts at 5 p.m., and the "Downs After Dark" affair on Sat-

Classified FIND, BUY, SELL. classifieds.kentucky.com

PUBLIC NOTICE The Lexington-Fayette Urban County Government will submit its Community Development Block Grant Performance Report...

LINDA GORTON M.D. Sep 11 2024

Grounded All Day Cafe 105 Burke Rd. Lexington, KY

NOTICE OF SALE NOTICE PURSUANT TO MRS. 219-4002 that Manufactured Home and the following horses beginning at 1:00 p.m. on Thursday, Sept. 26, 2024...

Real estate and business listings: TUSCANY NEIGHBORHOOD, Service Director, Home & Business Insurance, Commercial Construction/Handyman Services, DO ALL COMPANY FOR ALL YOUR NEEDS, LEAVS, RE-ROOF, Having Trouble Finding a Roommate?, Let Classifieds help.

REPORT FOR CPD PROGRAM HOME, CDBG, HOME-ARP  
 PGM YR 2023

Section 3 Total By Program	CDBG	HOME
Total Number of Activities	1,693,221	9,184
Total Labor Hours	0	0
Section 3 Worker Hours	0	0
Targeted Section 3 Worker Hours	0	0

Qualitative Efforts	CDBG	HOME
A Outreach efforts to generate job applicants who are Public Housing Targeted Workers	0	0
B Outreach efforts to generate job applicants who are Other Funding Targeted Workers	0	0
C Direct, on-the job training (including apprenticeships)	0	0
D Indirect training such as arranging for, contracting for, or paying tuition for, off-site training	0	0
E Technical assistance to help Section 3 workers compete for jobs (e.g., resume assistance, coaching)	5	1
F Outreach efforts to identify and secure bids from Section 3 business concerns	0	0
G Technical assistance to help Section 3 business concerns understand and bid on contracts	0	0
H Division of contracts into smaller jobs to facilitate participation by Section 3 business concerns	0	0
I Provided or connected residents with assistance in seeking employment including: drafting resumes, preparing for interviews, finding job opportunities, connecting residents to job placement services	0	0
J Held one or more job fairs	0	0
K Provided or connected residents with supportive services that can provide direct services or referrals	0	0
L Provided or connected residents with supportive services that provide one or more of the following: work readiness health screenings, interview clothing, uniforms, test fees, transportation	0	0
M Assisted residents with finding child care	0	0
N Assisted residents to apply for/for attend community college or a four-year educational institution	0	0
O Assisted residents to apply for or attend vocational/technical training	0	0
P Assisted residents to obtain financial literacy training and/or coaching	0	0
Q Bonding assistance, guarantees, or other efforts to support viable bids from Section 3 business concerns	0	0
R Provided or connected residents with training on computer use or online technologies	0	0
S Promoting the use of a business registry designed to create opportunities for disadvantaged and small businesses	4	1
T Outreach, engagement, or referrals with the state one-stop system, as designed in Section 121(e)(2) of the Workforce Innovation and Opportunity Act	0	0
U Other	0	0

Section 3 Details by Program, Program Year & Activity

Program	Year	City	Activity	Hours	Worker Hours	Employment	Employment	Employment	Employment	Employment	Employment	Employment	Employment	Employment	Employment	Employment	Employment	Employment	Employment	
CDBG	2023	LOUISVILLE	LEXINGTON-	3367	MEADOWS/NORTHLAND/DARLING	0	No	0	No	0	No	0	No	0	No	0	No	0	No	0
CDBG	2023	LOUISVILLE	LEXINGTON-	3389	MEADOWS/NORTHLAND/DARLING	0	No	0	No	0	No	0	No	0	No	0	No	0	No	0
CDBG	2023	LOUISVILLE	LEXINGTON-	3406	KIRKLEVINGTON PARK	0	No	0	No	0	No	0	No	0	No	0	No	0	No	0
CDBG	2023	LOUISVILLE	LEXINGTON-	3427	MEADOWS/NORTHLAND/DARLING	0	No	0	No	0	No	0	No	0	No	0	No	0	No	0
CDBG	2023	LOUISVILLE	LEXINGTON-	3455	MEADOWS/NORTHLAND/DARLING	0	No	0	No	0	No	0	No	0	No	0	No	0	No	0
CDBG	2023	LOUISVILLE	LEXINGTON-	3410	MAIN ST BAPTIST RENTAL	0	No	0	No	0	No	0	No	0	No	0	No	0	No	0
CDBG	2023	LOUISVILLE	LEXINGTON-	3410	MAIN ST BAPTIST RENTAL	0	No	0	No	0	No	0	No	0	No	0	No	0	No	0
HOME	2023	LOUISVILLE	LEXINGTON-	9,184	MAIN ST BAPTIST RENTAL	0	No	0	No	0	No	0	No	0	No	0	No	0	No	0
HOME	2023	LOUISVILLE	LEXINGTON-	9,184	MAIN ST BAPTIST RENTAL	0	No	0	No	0	No	0	No	0	No	0	No	0	No	0
HOME	2023	LOUISVILLE	LEXINGTON-	9,184	MAIN ST BAPTIST RENTAL	0	No	0	No	0	No	0	No	0	No	0	No	0	No	0
HOME	2023	LOUISVILLE	LEXINGTON-	9,184	MAIN ST BAPTIST RENTAL	0	No	0	No	0	No	0	No	0	No	0	No	0	No	0

Legend

- A Outreach efforts to generate job applicants who are Public Housing Targeted Workers
- B Outreach efforts to generate job applicants who are Other Funding Targeted Workers.
- C Direct, on-the job training (including apprenticeships).
- D Indirect training such as arranging for, contracting for, or paying tuition for, off-site training.
- E Technical assistance to help Section 3 workers compete for jobs (e.g., resume assistance, coaching).
- F Outreach efforts to identify and secure bids from Section 3 business concerns.
- G Technical assistance to help Section 3 business concerns understand and bid on contracts.

- H Division of contracts into smaller jobs to facilitate participation by Section 3 business concerns.
- I Provided or connected residents with assistance in seeking employment including: drafting resumes, preparing for interviews, finding job opportunities, connecting residents to job placement services.
- J Held one or more job fairs.
- K Provided or connected residents with supportive services that can provide direct services or referrals.
- L Provided or connected residents with supportive services that provide one or more of the following: work readiness health screenings, interview clothing, uniforms, test fees, transportation.
- M Assisted residents with finding child care.
- N Assisted residents to apply for/for attend community college or a four year educational institution.
- O Assisted residents to apply for or attend vocational/technical training.
- P Assisted residents to obtain financial literacy training and/or coaching.
- Q Bonding assistance, guarantees, or other efforts to support viable bids from Section 3 business concerns.
- R Provided or connected residents with training on computer use or online technologies.
- S Promoting the use of a business registry designed to create opportunities for disadvantaged and small businesses.
- T Outreach, engagement, or referrals with the state one-stop system, as designed in Section 121(e)(2) of the Workforce Innovation and Opportunity Act.
- U Other